

**TEESING**

**HIGH PERFORMANCE  
HOSES AND FITTINGS**

[WWW.TEESING.COM](http://WWW.TEESING.COM)

## Contents

### Index **84-88**

G-Line   G-Flex   G-Max Hose and Fittings			
G-Line XF 910/811	6	G-Line Hose Fully Convuluted	9
G-Flex 711	7	G-Line Fully Convuluted 710	9
G-Flex 511	7	Fully Machined G-Line Swage/Crimp Fittings for: G-Line and G-Line XF 910, 710, 811	10
G-Max 825	8	Adjustable Swage/Crimp Fittings for: G-Line and G-Line XF, 910, 710, 811	11
G-Line Features and Benefits	8	G-Line Flexible Coupling Fittings for: Wiggins to suit G-Line and G-Line XF 910, 710, 811 (Made to order)	12
G-LineXF (Fuel Cell)	9	711 Fully Machined G-Line Crimp Fittings for: G-Line XF 910, 811 G-Flex 711, 511, G-Max 825	13
711 Special Fittings - Swivel and Wiggins Cup (Made to order)			
77xx Double Swivel Tail Fittings for: G-Line XF 910, 811 G-Flex 711, 511, G-Max 825			
811 re-usable Fittings for: G-Line XF 910, 811 and G-Max 825			
811 Special Fittings - Flexible cup fittings for Wiggins couplings (Made to order)			
G-Line Hose and Fitting Compatibility Chart			
G-link Quick Release Couplings			
G-Link Bayonet-Type	18	G-Link Pull-Type	19
Air Jack Lance			
Wiggins Couplings, Roll Over Valves and Oil Coolers			
Wiggins Flexible Couplings	22	Alloy Check (Flap) Valve	23
Roll Over Valve	23	Large Capacity Fuel Filter	23
Oil Coolers			
600, 700 Series Smoothbore			
600 Series Hose -02 To -04 for: Brake and Clutch	26	Metric Fittings for: 600/700K Series Hose	32
700 Series Aramid Fibre Hose (crimp only)	26	Metric Swage/Crimp Fittings for: 600/700K Series Hose	33
JIC/UNF Re-usable Fittings for 600 Hose	27	BSP/ NPT Swage/Crimp Fittings	33
Metric Re-usable Fittings for 600 Hose	28	Swage/Crimp Banjos & Tee's for: 600 / 700K Series Hose	34
BSP Re-usable Fittings for 600 Hose	29	Special Line Locators	35
Replacement Olives and Sockets for 600 Hose	29	Banjo Bolts	36
Re-usable Banjo Fittings	29/30	Bleed Nipple Banjo Bolts & Nipples	37
Dash 2, 3 and 4 JIC/UNF Fittings for: 600/700K Series Hose	31	Bleed Nipples	
		Special Application Block Adaptors	
		600 Series Hose (Medium pressure)	
		600 High Pressure Series (HP)	
		Re-usable Fittings for 600 Hose (Medium pressure)	
		Replacement Sockets and Olives for 600 Hose (Medium Pressure)	
		Swage/Crimp Fittings for: 600 Medium Pressure and 600 High Pressure Hose	
200, 210 Series Braided Hose and Fittings			
200 Series Hose	42	336 Forged Fittings for 200, 210 Hose	43
210 Series Hose	42	236BK JIC Alloy Hose Fittings for: 200, 210 Series Hose	44
236 JIC Alloy Hose Fittings for: 200, 210 Series Hose	43	Carburettor Hose Fittings for: 200, 210 Series Hose	44
202 Hose			
Hose Finisher for: 200, 202, 210 & 536/TF-TU25 Hoses			

## Contents

TF-TU25, 536 Push Fit Hose and Fittings			
536 Hose	48		
536B Hose	48	TF-TU25 Hose	49
			JIC/UNF Push Fit Hose Fittings for 536 Hose 49/50
Hardline and Fittings			
Hardline Stainless Steel 836 Tube & Fittings	52	Hardline Fittings	52
			Hardline Aluminium HL836 Tube and re-usable Aluminium Fittings 53/54
Adaptors			
JIC to JIC Equal Thread	56/57	BSP to JIC Adaptors	62
			NPT to Push Fit Hose End 65
JIC to JIC Unequal Thread	58	BSP Female to JIC Male	62
JIC Male to Female	58	BSP Male to Metric Male	62/63
Special Adaptors (modified AN parts)	59	BSP Male Equal Thread	63
JIC To NPT Male to Male Adaptors	60	BSP to NPT Male	63
NPT Adaptors	60/61	Metric Adaptors	63
JIC Male to Metric Male	61/62	Carburettor and Fuel Adaptors	64
			Metric and JIC/UNF Banjo Adaptors and Banjo Bolts 64
			3 and 4 way Connectors 65
			Special Adaptors 65/66
			Brake Adaptors 66
Ancillary			
Buna O-Ring	68	Raychem Heatshrink	69
Lockwire	68	Polythene Spiral Binding	69
Clamps	68	Reinforced Plastic Tube	70
Hose Separators	69	Fireproof Sleeve	70
PVC Heatshrink	69	Alloy Spanners	70
			Locknuts 70
			Copper Crush Washers 71
			Aluminium Crush Washers 71
			Stat-O-Seals 71
			Bonded Seals (Dowty) 71
Brakeline Kits - Car, Motorcycle, Mountain Bike			
Car brakeline Kits	76	MTB Hydraulic Kits	77
Motorcycle Brakeline Kits	76	MTB Pads and Dealer Kits	77
Buildaline	78	MTB Cables	77
Tooling			
Hand Operated Crimp Machine	74	Crimper Dies	74
			Socket Plate 74
Crimper	74	Flaring Mandrel	74
Assembly Instructions and Technical Information			
Assembly Instructions for 811 Fittings and 910/G-Max 825 Series Hose	80	Assembly Instructions for Hardline and Fittings	82
			Hose Assembly Instructions 83
Assembly Instructions for 236, 336 Series Fittings and 200, 210 Series Hose	80	Technical Information	82
			Hose Covering Application Guide 83
Assembly Instructions for TF-TU25 & 536 Hose & Push Fit Fittings	81	Correct Alignments	82
			Common Thread Sizes 83
Assembly Instructions for re-usable 600 Series (PTFE Smooth Bore) Hose & Fittings	81	Hose Length Tolerances	82

The Goodridge catalogue forms an extensive guide to our product range and applications and whilst every care is taken to ensure that all information within this catalogue is correct at the time of going to print, we are unable to guarantee this as products

may change after printing. Goodridge furthermore reserves the right to change technical details of our products without prior notification and does not accept responsibility for installations and designs based on information contained within this

catalogue. If you require specific technical information and dimensions for design purposes, Goodridge offer a full technical service, and you should contact a local Goodridge Technical Centre in this instance.



# 01

G-Line | G-Flex | G-Max  
Hose and Fittings

## G-Line XF 910

G-Line XF has outstanding resistance to pressure, much higher than that of conventional convoluted PTFE lined hose. In addition to this G-Line XF hose flow rates are always significantly higher than convoluted PTFE hose and may allow you to reduce the bore size with the subsequent weight and cost savings.

All sizes of G-Line XF are usable at full vacuum (0 bar pressure) up to 130°C. Above this, the vacuum resistance should be reduced 1% for every degree above 130°C. Stainless Steel braided hose is used in applications involving higher temperatures. High tensile grade 304 stainless steel wire is used,

to give maximum pressure resistance and external protection to the hose. **SAEJ1737 compliant**

**Application:**

Fuel, Oil, Water, Methanol, Air

**Temperature range:**

-45°C to +170°C

-49°F to +338°F

**Material:**

Anti-Static PTFE smoothbore, Aramid fibre Braid

**Fittings:**

Compatible with all 711 and 811 fittings

910 is the number one choice of leading motorsport teams, and our flagship lightweight hose. 910 combines a woven super-light Aramid braid, with a single 100% PTFE inner core - smooth inside for increased flow and convoluted outside for amazing flexibility. Compatible with fully crimped fittings or the revolutionary 811 series re-usable fittings

PART NO	BORE SIZE		BRAID OD		WORKING PRES		BURST PRES		Weight		MIN BEND RAD	
	MM	IN	MM	IN	BAR	PSI	BAR	PSI	KG/M	LB/FT	MM	IN
<b>910-04</b>	6.85	0.270	10.3	0.406	90	1320	360	5290	0.055	0.037	23.5	0.925
<b>910-06*</b>	9.53	0.375	13.0	0.512	80	1180	320	4700	0.088	0.059	20	0.787
<b>910-08</b>	12.70	0.500	16.5	0.650	70	1030	280	4120	0.141	0.095	38	1.426
<b>910-10</b>	15.88	0.625	20.8	0.819	65	955	260	3820	0.201	0.135	45	1.772
<b>910-12</b>	19.05	0.750	24.4	0.961	60	880	240	3530	0.292	0.196	50	1.969
<b>910-16</b>	25.40	1.000	32.3	1.272	50	740	200	2940	0.416	0.320	70	2.756
<b>910-20</b>	32.00	1.260	38.4	1.512	45	666	180	2645	0.850	0.654	100	3.937



\*910-06 also available as Fuel Cell hose using just the core PTFE tube of G-LineXF hose, removing the outer braid to reduce weight and ensure cleanliness in the tank. Compatible with all fuels including methanol, it can be cut to specific lengths and crimped by Goodridge or one of it's distributors. Perfect for the inside of fuel cells, for lift pump applications. **See page 9**

## G-Line XF 811

**Application:**

Fuel, Oil, Water, Methanol, Air

**Temperature range:**

-70°C to +260°C

-94°F to +500°F

**Material:**

Anti-Static PTFE smoothbore, Stainless steel braid

**Fittings:**

Compatible with all 711 and 811 fittings

811 hose has all the flexibility and flow rate advantages of 910 hose with a stainless steel braid for additional protection. Compatible with fully crimped fittings or the revolutionary 811 series re-usable fittings

PART NO	BORE SIZE		BRAID OD		WORKING PRES		BURST PRES		WEIGHT		MIN BEND RAD	
	MM	IN	MM	IN	BAR	PSI	BAR	PSI	KG/M	LB/FT	MM	IN
<b>811-04</b>	6.85	0.270	9.60	0.378	90	1320	360	5290	0.09	0.041	19	0.750
<b>811-06</b>	9.53	0.375	13.0	0.512	80	1180	320	4700	0.14	0.094	20	0.787
<b>811-08</b>	12.70	0.500	16.5	0.650	70	1030	280	4120	0.29	0.195	38	1.496
<b>811-10</b>	15.88	0.625	20.8	0.819	65	955	260	3820	0.35	0.235	45	1.772
<b>811-12</b>	19.05	0.750	24.4	0.961	60	880	240	3530	0.40	0.269	50	1.969
<b>811-16</b>	25.40	1.000	32.3	1.272	50	740	200	2940	0.63	0.423	70	2.756



## G-Flex 711

Our newly developed G-Flex hose is a revolution within our industry. Constructed of a fully crimpable, convoluted PTFE core with a carbon impregnated static dissipation liner (impervious to virtually all chemicals) and covered with black aramid fibre or high tensile 304 stainless steel braid, our G-Flex hose is the

lightest, most durable, flexible and crimpable convoluted hose available. SAEJ1737 compliant and compatible with all fuels, including methanol, alcohol and E-85. G-Flex hose is the choice for current, and future champions.

**Application:**

Fuel, Oil, Water, Methanol, Air

**Temperature range:**

-45°C to +170°C  
-49°F to +338°F

**Material:**

Anti-Static PTFE convoluted, Aramid fibre Braid

**Fittings:**

Compatible with 711 fittings only

711 is the lightest and most flexible aramid fibre braid covered product on the market and SAEJ1737 compliant. Assembled by Goodridge or its distributors, its flexibility lends it to all markets and applications

PART NO	BORE SIZE		BRAID OD		WORKING PRES		BURST PRES		WEIGHT		MIN BEND RAD	
	MM	IN	MM	IN	BAR	PSI	BAR	PSI	KG/M	LB/FT	MM	IN
<b>711-06</b>	9.50	0.375	12.45	0.490	45	652	180	2610	0.071	0.05	25	0.75
<b>711-08</b>	12.84	0.505	15.75	0.620	34	493	136	1972	0.112	0.08	30	1.00
<b>711-10</b>	18.28	0.720	20.83	0.820	30	435	120	1740	0.158	0.11	35	1.20
<b>711-12</b>	19.42	0.765	22.75	0.900	24	348	96	1392	0.198	0.13	60	2.00
<b>711-16</b>	27.00	1.063	31.00	1.220	20	290	80	1160	0.298	0.20	89	2.50



## G-Flex 511

**Application:**

Fuel, Oil, Water, Methanol, Air

**Temperature range:**

-70°C to +230°C  
-94°F to +446°F

**Material :**

Anti-Static PTFE convoluted, Stainless steel braid

**Fittings:**

Compatible with 711 fittings only

511 is the lightest and most flexible high tensile 304 stainless steel braided product on the market with SAEJ1737 compliance. Assembled by Goodridge or its distributors, its flexibility lends it to all markets and applications

PART NO	BORE SIZE		BRAID OD		WORKING PRES		BURST PRES		WEIGHT		MIN BEND RAD	
	MM	IN	MM	IN	BAR	PSI	BAR	PSI	KG/M	LB/FT	MM	IN
<b>511-06</b>	9.50	0.375	11.95	0.470	60	870	240	3480	0.144	0.097	19	0.75
<b>511-08</b>	12.84	0.505	15.25	0.600	47	682	188	2726	0.195	0.131	25	1.00
<b>511-10</b>	18.28	0.720	21.20	0.835	40	580	160	2320	0.296	0.199	30	1.20
<b>511-12</b>	19.42	0.765	22.70	0.894	32	464	128	1856	0.376	0.253	50	2.00
<b>511-16</b>	27.00	1.063	30.60	1.205	26	377	104	1508	0.533	0.358	63	2.50



## G-Max 825

Our G-Max hose is another first for Goodridge and our industry. Constructed with 100% PTFE single core and polyester braid G-Max hose is 40% lighter than

rubber core hose. Combined with up to 10% larger ID, and 20% more flow potential than rubber hose G-Max is the choice for you when the ultimate

performance is demanded from a limited budget. G-Max is compatible with all fuels, including methanol, alcohol and E-85 with no vapour loss, and

can be used with our newly developed 711 crimp style fittings and our exclusive 811 reusable fittings. Factory assembled or self-assembled, G-Max hose is

set to revolutionise the motor-sport world. G-Max hose is for use in non-vacuum applications.

**Application:**

Fuel, Oil, Water, Methanol, Air

**Temperature range:**

-40°C to +110°C  
-40°F to +230°F

**Material:**

Anti-Static PTFE smoothbore, Polyester Braid

**Fittings:**

Compatible with all 711 and 811 fittings

An award winning product that supplies turbulence free fluids in various applications. re-usable self assembly or crimpable by Goodridge or one of it's distributors. The most cost effective plumbing solution on the market.

PART NO	BORE SIZE		BRAID OD		WORKING PRES		BURST PRES		Weight		MIN BEND RAD	
	MM	IN	MM	IN	BAR	PSI	BAR	PSI	KG/M	LB/FT	MM	IN
<b>825-06</b>	9.93	0.391	13.34	0.525	34	493	104	1508	0.100	0.067	50	2.00
<b>825-08</b>	13.46	0.530	17.15	0.675	32	464	98	1421	0.140	0.094	76	3.00
<b>825-10</b>	16.51	0.650	20.98	0.826	28	406	88	1276	0.204	0.137	101	4.00
<b>825-12</b>	19.69	0.775	23.98	0.944	21	305	65	943	0.236	0.158	126	5.00



## G-Line Features and Benefits

### G-Line Xf 910,811

- 811 and 910 series – The lightest smooth-bore PTFE hose in the world
- Nominal bore size
- Smooth-bore 100% PTFE single core
- Stainless or Aramid outer braid
- Can be used with 4000, 811 re-usable and 711 crimpable style fittings
- Compatible with all fuels – methanol, alcohol, E-85
- SAE J1737 compliant

### G-Flex 711,511

- THE lightest and most durable, crimpable convoluted hose available
- THE most flexible, crimpable convoluted hose available
- Stainless or Aramid outerbraid
- Convoluted 100% PTFE single core
- Can be used with 711 crimpable style fittings
- Compatible with all fuels – methanol, alcohol, E-85
- SAE J1737 compliant

### G-Max 825

- Smooth-bore 100% PTFE single core
- 40% Lighter than rubber core hose
- 10% Larger I.D. than rubber core hose
- 20% More flow potential than rubber core hose
- Compatible with all fuels – Methanol, Ethanol, E-85
- No vapor loss
- Can be used with both 811 re-usable and 711 crimpable style fittings
- For use in fluid delivery non-vacuum applications

## Hose 910 FC (Fuel Cell)

Fuel tank systems

**Temperature range :**

-45°C to 50°C  
-49°F to 122°F

**Material :**

PTFE : SAEJ1737

2 x Options:

- Clear PTFE
- Black PTFE (Anti-Static)

This product is perfect for the inside of fuel cells, for lift pump applications. 910-06FC uses just the centre PTFE tube of G-Line hose, removing the outer braid to reduce weight and ensure cleanliness in the tank. Compatible with all fuels including methanol, it can be cut to specific lengths for use with the standard G-Line fittings.



PART NO	BORE SIZE		WORKING PRES		BURST PRES		WEIGHT		MIN BEND RAD	
	MM	IN	BAR	PSI	BAR	PSI	KG/M	LB/FT	MM	IN
<b>910-06FC</b>	9.53	.375	5	74	20	295	.06	.0403	60.0	2.362
<b>910-06FCCL</b>	9.53	.375	5	74	20	295	.06	.0403	60.0	2.362

## G-Line Hose Fully Convoluted

The ultimate range of ultra flexible and light weight hose and fittings. Developed exclusively by Goodridge - the world's leading supplier of light weight PTFE hose. Our G-Line product ranges are the first choice of leading F1,

IRL, NASCAR teams and of W.R.C. competitors. 710 G-Line combines lightness with superb strength and flexibility. The wide fitting range is designed to meet all possible applications and requirements.

## G-Line Hose Fully Convoluted - Hose 710

Fuel, Oil, Water, Methanol, Air

**Temperature range :**

-45°C to + 170°C  
-49°F to + 338°F

**Material :** Anti-Static

Convoluted PTFE bore, Aramid fibre Braid

This exclusive Goodridge development has changed the perception of traditional fluid transfer hoses, worldwide. Constructed of a convoluted PTFE inner tube with a carbon impregnated static dissipation liner (impervious to virtually all chemicals) and covered with the industry's only source of

black Aramid Fibre. This combination offers a fluid transfer hose with strength and pressure ratings superior to most stainless steel braided hoses. Our exclusive 710 Series Hose is over 60% lighter than stainless braided nitrile hose. Its convoluted form gives it collapse resistant

flexibility that offers a 70% tighter bend radius saving time, material and weight. The Aramid Fibre outer braid is literally a bullet-proof material, offering superior strength and fire resistance.



PART NO	BORE SIZE		BRAID OD		WORKING PRES		BURST PRES		WEIGHT		MIN BEND RAD	
	MM	IN	MM	IN	BAR	PSI	BAR	PSI	KG/M	LB/FT	MM	IN
<b>710-04</b>	7.1	0.280	11.3	0.445	70	1025	330	4850	0.075	0.05	20	0.787
<b>710-06</b>	9.5	0.375	14.4	0.567	64	940	256	3760	0.089	0.06	25	0.985
<b>710-08</b>	13.3	0.525	19.2	0.756	58	850	235	3450	0.134	0.09	25	0.985
<b>710-10</b>	16.0	0.630	21.5	0.846	50	735	200	2930	0.164	0.11	32	1.260
<b>710-12</b>	19.5	0.768	25.6	1.008	35	510	170	2495	0.193	0.13	40	1.575
<b>710-16</b>	25.4	1.000	33.9	1.335	33	485	133	1950	0.237	0.16	50	1.968
<b>710-20</b>	31.8	1.250	36.5	1.457	25	367	75	1102	0.461	0.31	70	2.756



## Fully Machined G-Line Swage/Crimp Fittings for: G-Line and G-Line XF 910, 710, 811

**Fitting Type:**

Swage / Crimp

**Application:**

Fuel, Oil, Water, Methanol, Air

**To Suit Hose:**

910, 710, 811

**Please Note:**

Collars need to be ordered separately for all swage / crimp fittings.

Brazed swage/crimp versions available upon request.

The only choice of fitting when the goal is to achieve the World's lightest fluid transfer system offering the utmost in racing environment performance, reliability and weight saving. These fully machined, one-piece fittings are designed for permanent attachment to all our G-Line hose ranges. Our qualified Hose Technicians will individually build your assembly to your exacting specifications. You can build your own lines at your facility with the aid of our G-Line Hydraulic Swage/crimp Machines

**4001** STRAIGHT FEMALE CONCAVE



PART NO.	MATERIAL	THREAD
4001-04	D	7/16 x 20
4001-06	D	9/16 x 18
4001-08	D	3/4 x 16
4001-10	D	7/8 x 14
4001-12	D	1 1/16 x 12
4001-16	D	1 5/16 x 12
4001-20	D	1 5/8 x 12

**4045** 45° FORGED SWEPT FEMALE CONCAVE SEAT



PART NO.	MATERIAL	JIC/UNF THREAD
4045-04	D	7/16 x 20
4045-06	D	9/16 x 18
4045-08	D	3/4 x 16
4045-10	D	7/8 x 14
4045-12	D	1 1/16 x 12

**4046** 45° SWEPT TUBE FEMALE CONCAVE SEAT



PART NO.	MATERIAL	THREAD
4046-04	D	7/16 x 20
4046-06	D	9/16 x 18
4046-08	D	3/4 x 16
4046-10	D	7/8 x 14
4046-12	D	1 1/16 x 12
4046-16	D	1 5/16 x 12

**4090** 90° FORGED FEMALE CONCAVE SEAT



PART NO.	MATERIAL	JIC/UNF THREAD
4090-04	D	7/16 x 20
4090-06	D	9/16 x 18
4090-08	D	3/4 x 16
4090-10	D	7/8 x 14
4090-12	D	1 1/16 x 12

**4091** 90° SWEPT TUBE FEMALE CONCAVE SEAT



PART NO.	MATERIAL	THREAD
4091-04	D	7/16 x 20
4091-06	D	9/16 x 18
4091-08	D	3/4 x 16
4091-10	D	7/8 x 14
4091-12	D	1 1/16 x 12
4091-16	D	1 5/16 x 12

**4120** 120° SWEPT TUBE FEMALE CONCAVE SEAT



PART NO.	MATERIAL	JIC/UNF THREAD
4120-04	D	7/16 x 20
4120-06	D	9/16 x 18
4120-08	D	3/4 x 16
4120-10	D	7/8 x 14
4120-12	D	1 1/16 x 12
4120-16	D	1 5/16 x 12

**4150** 150° SWEPT TUBE FEMALE CONCAVE SEAT



PART NO.	MATERIAL	JIC/UNF THREAD
4150-04	D	7/16 x 20
4150-06	D	9/16 x 18
4150-08	D	3/4 x 16
4150-10	D	7/8 x 14
4150-12	D	1 1/16 x 12
4150-16	D	1 5/16 x 12

**4180** 180° SWEPT TUBE FEMALE CONCAVE SEAT



PART NO.	MATERIAL	JIC/UNF THREAD
4180-04	D	7/16 x 20
4180-06	D	9/16 x 18
4180-08	D	3/4 x 16
4180-10	D	7/8 x 14
4180-12	D	1 1/16 x 12
4180-16	D	1 5/16 x 12

**4441** STRAIGHT MALE CONVEX SEAT



PART NO.	MATERIAL	JIC/UNF THREAD
4441-04	D	7/16 x 20
4441-06	D	9/16 x 18
4441-08	D	3/4 x 16
4441-10	D	7/8 x 14

**40776** STRAIGHT MALE CONVEX SEAT



PART NO.	MATERIAL	HOLE SIZE
40776-04-M10	D	M10
40776-06-M12	D	M12
40776-06-M14	D	M14

## Adjustable Swage/Crimp Fittings for: G-Line and G-Line XF, 910, 710, 811

**Fitting Type :**

Swage / Crimp

**Application :**

Fuel, Oil, Water, Methanol, Air

**To Suit Hose :**

910, 710, 811

**Please Note:**

Collars need to be ordered separately for all swage / crimp fittings. (See below)

Adjustable Swage G-Line Fittings are essential when last minute hose end orientation or in-field alignments are required. Additionally, they allow for hose assemblies to be used in multiple locations. Our 360 degree adjustable, 4400 Series G-Line Hose ends offer trouble free installation of pre-fabricated hose assemblies, with the reliability of a swage design. Our qualified Hose Technicians will individually build your assembly to your exacting specifications. You can build your own lines at your facility with the aid of our G-Line Hydraulic Swage Machines.

**4445** 45° FORGED FEMALE CONCAVE SEAT



PART NO.	MATERIAL	JIC/UNF THREAD
4445-04	D	7/16 x 20
4445-06	D	9/16 x 18
4445-08	D	3/4 x 16
4445-10	D	7/8 x 14
4445-12	D	1 1/16 x 12

**4446** 45° SWEPT TUBE FEMALE CONCAVE SEAT



PART NO.	MATERIAL	JIC/UNF THREAD
4446-04	D	7/16 x 20
4446-06	D	9/16 x 18
4446-08	D	3/4 x 16
4446-10	D	7/8 x 14
4446-12	D	1 1/16 x 12
4446-16	D	1 5/16 x 12

**4490** 90° FORGED FEMALE CONCAVE SEAT



PART NO.	MATERIAL	JIC/UNF THREAD
4490-04	D	7/16 x 20
4490-06	D	9/16 x 18
4490-08	D	3/4 x 16
4490-10	D	7/8 x 14
4490-12	D	1 1/16 x 12

**4491** 90° SWEPT TUBE FEMALE CONCAVE SEAT



PART NO.	MATERIAL	JIC/UNF THREAD
4491-04	D	7/16 x 20
4491-06	D	9/16 x 18
4491-08	D	3/4 x 16
4491-10	D	7/8 x 14
4491-12	D	1 1/16 x 12
4491-16	D	1 5/16 x 12

**44120** 120° SWEPT TUBE FEMALE CONCAVE SEAT



PART NO.	MATERIAL	JIC/UNF THREAD
44120-04	D	7/16 x 20
44120-06	D	9/16 x 18
44120-08	D	3/4 x 16
44120-10	D	7/8 x 14
44120-12	D	1 1/16 x 12

**44150** 150° SWEPT TUBE FEMALE CONCAVE SEAT



PART NO.	MATERIAL	JIC/UNF THREAD
44150-04	D	7/16 x 20
44150-06	D	9/16 x 18
44150-08	D	3/4 x 16
44150-10	D	7/8 x 14
44150-12	D	1 1/16 x 12

**44180** 180° SWEPT TUBE FEMALE CONCAVE SEAT



PART NO.	MATERIAL	JIC/UNF THREAD
44180-04	D	7/16 x 20
44180-06	D	9/16 x 18
44180-08	D	3/4 x 16
44180-10	D	7/8 x 14
44180-12	D	1 1/16 x 12

**RC110** SWAGE COLLAR TO SUIT 710 HOSE FOR DRAW SWAGING



PART NO.	MATERIAL
RC110-04	D
RC110-06	D
RC110-08	D
RC110-10	D
RC110-12	D
RC110-16	D
RC110-20	D

**To Suit Hose Type :** G-Line 710

**Please Note :** Collars need to be ordered separately for all swage / crimp fittings

**RCC910** CRIMP COLLAR TO SUIT 811 & 910 HOSE FOR CRIMPING



PART NO.	MATERIAL
RCC910-04	D
RCC910-06	D
RCC910-08	D
RCC910-10	D
RCC910-12	D
RCC910-16	D

**To Suit Hose Type :** G-Line XF 910, 811

**Please Note :** Collars need to be ordered separately for all swage / crimp fittings

G-Line Flexible Coupling Fittings for Wiggins to suit G-Line and G-Line XF 910, 710, 811

**Fitting Type :**

Swage / Crimp

**Application :**

Fuel, Oil, Water, Methanol, Air

**To Suit Hose :**

910, 710, 811

**Please Note:**

All DFL fittings are made to order.  
Step sizes available upon request.  
Please contact our Sales Department for pricing and availability.

For rapid disconnection and where the need is to connect flexible hose to rigid tube use the Goodridge cup end fittings designed for use with our Wiggins flexible couplings.

**4001DFL**

STRAIGHT



PART NO.	MAT	HOSE SIZE	WIGGINS
<b>4001-08-08DFL</b>	D	-08	-08
<b>4001-10-10DFL</b>	D	-10	-10
<b>4001-12-12DFL</b>	D	-12	-12
<b>4001-16-16DFL</b>	D	-16	-16

**4046DFL**

45° SWEPT TUBE



PART NO.	MAT	HOSE SIZE	WIGGINS
<b>4046-08-08DFL</b>	D	-08	-08
<b>4046-10-10DFL</b>	D	-10	-10
<b>4046-12-12DFL</b>	D	-12	-12
<b>4046-16-16DFL</b>	D	-16	-16

**4091DFL**

90° SWEPT TUBE



PART NO.	MAT	HOSE SIZE	WIGGINS
<b>4091-08-08DFL</b>	D	-08	-08
<b>4091-10-10DFL</b>	D	-10	-10
<b>4091-12-12DFL</b>	D	-12	-12
<b>4091-16-16DFL</b>	D	-16	-16

**4120DFL**

120° SWEPT TUBE



PART NO.	MAT	HOSE SIZE	WIGGINS
<b>4120-08-08DFL</b>	D	-08	-08
<b>4120-10-10DFL</b>	D	-10	-10
<b>4120-12-12DFL</b>	D	-12	-12
<b>4120-16-16DFL</b>	D	-16	-16

**4150DFL**

150° SWEPT TUBE



PART NO.	MAT	HOSE SIZE	WIGGINS
<b>4150-08-08DFL</b>	D	-08	-08
<b>4150-10-10DFL</b>	D	-10	-10
<b>4150-12-12DFL</b>	D	-12	-12
<b>4150-16-16DFL</b>	D	-16	-16

## 711 Fully Machined G-Line Crimp Fittings for: G-Line XF 910, 811 G-Flex 711, 511, G-Max 825

**Fitting Type:**

Crimp

**Application:**

Fuel, Oil, Water, Methanol, Air

**To suit hose:**

910, 811, 711, 511, 825

**Please Note:\***

Fitting sizes 120°/150°/180°, are brazed and not fully machined

The newly developed 711 range of high performance fittings have been designed to achieve the world's lightest fluid transfer system. The 711 onepiece fittings are fully machined with a larger bore size to create the highest flow characteristics available. Goodridge qualified hose technicians will individually build custom hose assemblies to meet your exact specifications.

**711-01** STRAIGHT FEMALE CONCAVE SEAT



PART NO.	MATERIAL	JIC/UNF THREAD
<b>711-0106</b>	D	9/16 x 18
<b>711-0108</b>	D	3/4 x 16
<b>711-0110</b>	D	7/8 x 14
<b>711-0112</b>	D	1 1/16 x 12
<b>711-0116</b>	D	1 5/16 x 12

**711-30** 30° SWEPT TUBE FEMALE CONCAVE SEAT



PART NO.	MATERIAL	JIC/UNF THREAD
<b>711-3006</b>	D	9/16 x 18
<b>711-3008</b>	D	3/4 x 16
<b>711-3010</b>	D	7/8 x 14
<b>711-3012</b>	D	1 1/16 x 12
<b>711-3016</b>	D	1 5/16 x 12

**711-45** 45° FORGED FEMALE CONCAVE SEAT



PART NO.	MATERIAL	JIC/UNF THREAD
<b>711-4506</b>	D	9/16 x 18
<b>711-4508</b>	D	3/4 x 16
<b>711-4510</b>	D	7/8 x 14
<b>711-4512</b>	D	1 1/16 x 12

**711-46** 45° SWEPT TUBE FEMALE CONCAVE SEAT



PART NO.	MATERIAL	JIC/UNF THREAD
<b>711-4606</b>	D	9/16 x 18
<b>711-4608</b>	D	3/4 x 16
<b>711-4610</b>	D	7/8 x 14
<b>711-4612</b>	D	1 1/16 x 12
<b>711-4616</b>	D	1 5/16 x 12

**711-60** 60° SWEPT TUBE FEMALE CONCAVE SEAT



PART NO.	MATERIAL	JIC/UNF THREAD
<b>711-6006</b>	D	9/16 x 18
<b>711-6008</b>	D	3/4 x 16
<b>711-6010</b>	D	7/8 x 14
<b>711-6012</b>	D	1 1/16 x 12
<b>711-6016</b>	D	1 5/16 x 12

**711-90** 90° FORGED FEMALE CONCAVE SEAT



PART NO.	MATERIAL	JIC/UNF THREAD
<b>711-9006</b>	D	9/16 x 18
<b>711-9008</b>	D	3/4 x 16
<b>711-9010</b>	D	7/8 x 14
<b>711-9012</b>	D	1 1/16 x 12

**711-91** 90° SWEPT TUBE FEMALE CONCAVE SEAT



PART NO.	MATERIAL	JIC/UNF THREAD
<b>711-9106</b>	D	9/16 x 18
<b>711-9108</b>	D	3/4 x 16
<b>711-9110</b>	D	7/8 x 14
<b>711-9112</b>	D	1 1/16 x 12
<b>711-9116</b>	D	1 5/16 x 12

**711-120 \*** 120° SWEPT BRAZED TUBE FEMALE CONCAVE SEAT



PART NO.	MATERIAL	JIC/UNF THREAD
<b>711-12006</b>	D	9/16 x 18
<b>711-12008</b>	D	3/4 x 16
<b>711-12010</b>	D	7/8 x 14
<b>711-12012</b>	D	1 1/16 x 12
<b>711-12016</b>	D	1 5/16 x 12

**711-150 \*** 150° SWEPT BRAZED TUBE FEMALE CONCAVE SEAT




PART NO.	MATERIAL	JIC/UNF THREAD
<b>711-15006</b>	D	9/16 x 18
<b>711-15008</b>	D	3/4 x 16
<b>711-15010</b>	D	7/8 x 14
<b>711-15012</b>	D	1 1/16 x 12
<b>711-15016</b>	D	1 5/16 x 12

**711-180 \*** 180° SWEPT BRAZED TUBE FEMALE CONCAVE SEAT




PART NO.	MATERIAL	JIC/UNF THREAD
<b>711-18006</b>	D	9/16 x 18
<b>711-18008</b>	D	3/4 x 16
<b>711-18010</b>	D	7/8 x 14
<b>711-18012</b>	D	1 1/16 x 12
<b>711-18016</b>	D	1 5/16 x 12

## 77xx Double Swivel Tail Fittings for: G-Line XF 910, 811 G-Flex 711, 511, G-Max 825

7746	45° SWEEP TUBE FEMALE CONCAVE SEAT		
PART NO.	MATERIAL	JIC/UNF THREAD	
<b>7746-06</b>	D	9/16 x 18	
<b>7746-08</b>	D	3/4 x 16	
<b>7746-10</b>	D	7/8 x 14	
<b>7746-12</b>	D	1 1/16 x 12	
<b>7746-16</b>	D	1 5/16 x 12	


**TO SUIT HOSE TYPE:** G-LINE XF 910/811, G-FLEX 711/511, G-MAX 825

**Please Note:**  
COLLARS NEED TO BE ORDERED SEPARATELY FOR ALL CRIMP FITTINGS

7791	90° SWEEP TUBE FEMALE		
PART NO.	MATERIAL	JIC/UNF THREAD	
<b>7791-06</b>	D	9/16 x 18	
<b>7791-08</b>	D	3/4 x 16	
<b>7791-10</b>	D	7/8 x 14	
<b>7791-12</b>	D	1 1/16 x 12	
<b>7791-16</b>	D	1 5/16 x 12	

**TO SUIT HOSE TYPE:** G-LINE XF 910, 811


**Please Note:**  
COLLARS NEED TO BE ORDERED SEPARATELY FOR ALL SWAGE /CRIMP FITTINGS

RCC711	CRIMP COLLAR TO SUIT 811/910, 711/511, 825	
PART NO.	MAT	
<b>RCC711-06</b>	D	
<b>RCC711-08</b>	D	
<b>RCC711-10</b>	D	
<b>RCC711-12</b>	D	
<b>RCC711-16</b>	D	


## 711 Special Fittings - Swivel and Wiggins Cup

**Please Note:**  
To avoid large 'step-ups' in size, not all tail sizes are available with all thread/cup sizes.  
Collars need to be ordered separately for all crimp fittings.


All parts are assembled and quoted to order. Please contact our Sales Department for pricing and availability.

711 SWEPT DOUBLE SWIVEL TAIL					
PART NO.	SIZE	MAT	THREAD SIZE	JIC/UNF THREAD	
<b>7731-</b>	<b>XX</b>	D	<b>-06</b>	9/16 x 18	
<b>7761-</b>	<b>XX</b>	D	<b>-08</b>	3/4 x 16	
<b>77120-</b>	<b>XX</b>	D	<b>-10</b>	7/8 x 14	
<b>77150-</b>	<b>XX</b>	D	<b>-12</b>	1-1/16 x 12	
<b>77180-</b>	<b>XX</b>	D	<b>-16</b>	1-5/16 x 12	

**EXAMPLE PART No.**  
for a -16 30° 711 swept double swivel tail in aluminium: **7731-16D**

711 MALE SWIVEL THREAD						
PART NO.	TAIL SIZE	THREAD SIZE	MAT	THREAD SIZE	JIC/UNF THREAD	
<b>711001</b>	<b>XX</b>	<b>XX</b>	D	<b>-06</b>	9/16 x 18	
<b>711031</b>	<b>XX</b>	<b>XX</b>	D	<b>-08</b>	3/4 x 16	
<b>711046</b>	<b>XX</b>	<b>XX</b>	D	<b>-10</b>	7/8 x 14	
<b>711061</b>	<b>XX</b>	<b>XX</b>	D	<b>-12</b>	1-1/16 x 12	
<b>711091</b>	<b>XX</b>	<b>XX</b>	D	<b>-16</b>	1-5/16 x 12	
<b>711120</b>	<b>XX</b>	<b>XX</b>	D			
<b>711150</b>	<b>XX</b>	<b>XX</b>	D			
<b>711180</b>	<b>XX</b>	<b>XX</b>	D			

**EXAMPLE PART No.**  
for a -06 tail and thread -06 straight 711 male swivel thread aluminium: **711001-06-06D**

711 DFL WIGGINS CUP WITH DOUBLE SWIVEL TAIL				
PART NO.	TAIL SIZE	CUP SIZE	MAT	
<b>7731-</b>	<b>XX</b>	<b>XXDFL</b>	D	
<b>7746-</b>	<b>XX</b>	<b>XXDFL</b>	D	
<b>7761-</b>	<b>XX</b>	<b>XXDFL</b>	D	
<b>7791-</b>	<b>XX</b>	<b>XXDFL</b>	D	
<b>77120-</b>	<b>XX</b>	<b>XXDFL</b>	D	
<b>77150-</b>	<b>XX</b>	<b>XXDFL</b>	D	
<b>77180-</b>	<b>XX</b>	<b>XXDFL</b>	D	
				<b>-06</b>
				<b>-08</b>
				<b>-10</b>
				<b>-12</b>
				<b>-16</b>

**EXAMPLE PART No.**  
for a -06 tail and -10 cup 30° 711 DFL wiggins cup double swivel tail: **7731-0610DFL**

711 DFL WIGGINS CUP			
PART NO.	CUP SIZE	MAT	
<b>711-01</b>	<b>XXDFL</b>	D	
<b>711-30</b>	<b>XXDFL</b>	D	
<b>711-45</b>	<b>XXDFL</b>	D	
<b>711-60</b>	<b>XXDFL</b>	D	
<b>711-90</b>	<b>XXDFL</b>	D	
<b>711-120</b>	<b>XXDFL</b>	D	
<b>711-150</b>	<b>XXDFL</b>	D	
<b>711-180</b>	<b>XXDFL</b>	D	
			SIZES
			<b>-06</b>
			<b>-08</b>
			<b>-10</b>
			<b>-12</b>
			<b>-16</b>

**EXAMPLE PART No.**  
for a -06 cup 30° 711 DFL wiggins cup in aluminium: **711-3006DFL**

## 811 Re-Usable Fittings for: G-Line XF 910, 811 and G-Max 825

**Fitting Type:**

Re-Usable

**Application:**

Fuel, Oil, Water, Methanol, Air

**To suit hose:**

G-LineXF 910, 811 and G-Max 825

Goodridge patented 811 re-usable fittings attachment method provides, for the first time, a fully re-usable olive free fitting designed exclusively for use with lightweight PTFE hose.

**811-01** STRAIGHT FEMALE



PART NO.	MAT	JIC/UNF THREAD
<b>811-0104</b>	D	7/16 x 20
<b>811-0106</b>	D	9/16 x 18
<b>811-0108</b>	D	3/4 x 16
<b>811-0110</b>	D	7/8 x 14
<b>811-0112</b>	D	1 1/16 x 12
<b>811-0116</b>	D	1 5/16 x 12

**812-45** 45° FORGED FEMALE



PART NO.	MAT	JIC/UNF THREAD
<b>812-4506</b>	D	9/16 x 18
<b>812-4508</b>	D	3/4 x 16
<b>812-4510</b>	D	7/8 x 14
<b>812-4512</b>	D	1 1/16 x 12

**811-45** 45° SWEPT TUBE FEMALE



PART NO.	MAT	JIC/UNF THREAD
<b>811-4504</b>	D	7/16 x 20
<b>811-4506</b>	D	9/16 x 18
<b>811-4508</b>	D	3/4 x 16
<b>811-4510</b>	D	7/8 x 14
<b>811-4512</b>	D	1 1/16 x 12
<b>811-4516</b>	D	1 5/16 x 12

**812-90** 90° FORGED FEMALE



PART NO.	MAT	JIC/UNF THREAD
<b>812-9006</b>	D	9/16 x 18
<b>812-9008</b>	D	3/4 x 16
<b>812-9010</b>	D	7/8 x 14
<b>812-9012</b>	D	1 1/16 x 12

**811-90** 90° SWEPT TUBE FEMALE



PART NO.	MAT	JIC/UNF THREAD
<b>811-9004</b>	D	7/16 x 20
<b>811-9006</b>	D	9/16 x 18
<b>811-9008</b>	D	3/4 x 16
<b>811-9010</b>	D	7/8 x 14
<b>811-9012</b>	D	1 1/16 x 12
<b>811-9016</b>	D	1 5/16 x 12

**811-120** 120° SWEPT TUBE FEMALE



PART NO.	MAT	JIC/UNF THREAD
<b>811-12004</b>	D	7/16 x 20
<b>811-12006</b>	D	9/16 x 18
<b>811-12008</b>	D	3/4 x 16
<b>811-12010</b>	D	7/8 x 14
<b>811-12012</b>	D	1 1/16 x 12
<b>811-12016</b>	D	1 5/16 x 12

**811-150** 150° SWEPT TUBE FEMALE



PART NO.	MAT	JIC/UNF THREAD
<b>811-15004</b>	D	7/16 x 20
<b>811-15006</b>	D	9/16 x 18
<b>811-15008</b>	D	3/4 x 16
<b>811-15010</b>	D	7/8 x 14
<b>811-15012</b>	D	1 1/16 x 12
<b>811-15016</b>	D	1 5/16 x 12

**811-180** 180° SWEPT TUBE FEMALE



PART NO.	MAT	JIC/UNF THREAD
<b>811-18004</b>	D	7/16 x 20
<b>811-18006</b>	D	9/16 x 18
<b>811-18008</b>	D	3/4 x 16
<b>811-18010</b>	D	7/8 x 14
<b>811-18012</b>	D	1 1/16 x 12
<b>811-18016</b>	D	1 5/16 x 12


## 811 Special Fittings - Flexible cup fittings for Wiggins couplings


**Please Note:**


To avoid large 'step-ups' in size, not all tail sizes are available with all thread/cup sizes.


Collars need to be ordered separately for all crimp fittings.


All parts are assembled and quoted to order. Please contact our Sales Department for pricing and availability.

811-01	STRAIGHT FEMALE			
PART NO.	MATERIAL	HOSE	WIGGINS	
 811-0106-08DFL	D	-6	-8	
811-0108DFL	D	-8	-8	
811-0110DFL	D	-10	-10	
811-0112DFL	D	-12	-12	
811-0116DFL	D	-16	-16	

811-45	45° SWEPT TUBE			
PART NO.	MATERIAL	HOSE	WIGGINS	
 811-4506-08DFL	D	-6	-8	
811-4508DFL	D	-8	-8	
811-4510DFL	D	-10	-10	
811-4512DFL	D	-12	-12	
811-4516DFL	D	-16	-16	

811-90	90° SWEPT TUBE			
PART NO.	MATERIAL	HOSE	WIGGINS	
 811-9006-08DFL	D	-6	-8	
811-9008DFL	D	-8	-8	
811-9010DFL	D	-10	-10	
811-9012DFL	D	-12	-12	
811-9016DFL	D	-16	-16	

811-120	120° SWEPT TUBE			
PART NO.	MATERIAL	HOSE	WIGGINS	
 811-12006-08DFL	D	-6	-8	
811-12008DFL	D	-8	-8	
811-12010DFL	D	-10	-10	
811-12012DFL	D	-12	-12	
811-12016DFL	D	-16	-16	

811-150	150° SWEPT TUBE			
PART NO.	MATERIAL	HOSE	WIGGINS	
 811-15006-08DFL	D	-6	-8	
811-15008DFL	D	-8	-8	
811-15010DFL	D	-10	-10	
811-15012DFL	D	-12	-12	
811-15016DFL	D	-16	-16	

**811-120**  
with wiggins clamp attached



## G-Line Hose and Fitting Compatibility Chart

FITTING TYPE	HOSE TYPE					
	910	811	710	711	511	825
<b>711</b> Machined Crimp Fittings			N/A			
<b>811</b> Re-Usable Fittings			N/A	N/A	N/A	
<b>4000</b> Swage/Crimp Fittings			*	N/A	N/A	N/A

\*Collar RC110 required, draw swage only



# 02

## G-link Quick Release Couplings



## G-Link Bayonet-Type

# G-LINK

Quick Disconnect Couplings



The Quick Disconnect Couplings of the Advantage series, G-Link Bayonet-Type are compact and lightweight cou-

plings, developed for hydraulic and pneumatic purposes in motorsport with operating pressure up to 200 bar. The


locking mechanism with bayonet is designed for one-hand operation, pushing and twisting the outer sleeve, with no

separate actuation required for operation. Both halves, coupler and nipple, are equipped with self-acting valves to stop fluid

loss during uncoupling, as well as air inclusion during coupling.

G-LINK BAYONET-TYPE		DIMENSIONS			DETAILS		
NOMINAL SIZE 03		HEX A/F	O/A LENGTH	COUPLED LENGTH	NOMINAL DIAM.	MWP	WEIGHT IN GRAMS
<b>GQD03BP03EA</b>	QDV Bayonet-Type Plug -03 JIC TFE/P seal	13mm	34.7mm	38mm	3.5mm	200bar	7
<b>GQD03BS03EA</b>	QDV Bayonet-Type Socket -03 JIC TFE/P seal	13mm	42.5mm		3.5mm	200bar	10
<b>GQD03BP03F</b>	QDV Bayonet-Type Plug -03 JIC FPM seal	13mm	34.7mm	38mm	3.5mm	200bar	7
<b>GQD03BS03F</b>	QDV Bayonet-Type Socket -03 JIC FPM seal	13mm	42.5mm		3.5mm	200bar	10
<b>GQD03BP04EA</b>	QDV Bayonet-Type Plug -04 JIC TFE/P seal	13mm	36.2mm	38mm	3.5mm	200bar	7
<b>GQD03BS04EA</b>	QDV Bayonet-Type Socket -04 JIC TFE/P seal	13mm	44.05mm		3.5mm	200bar	11
<b>GQD03BP04F</b>	QDV Bayonet-Type Plug -04 JIC FPM seal	13mm	36.2mm	38mm	3.5mm	200bar	7
<b>GQD03BS04F</b>	QDV Bayonet-Type Socket -04 JIC FPM seal	13mm	44.05mm		3.5mm	200bar	11
NOMINAL SIZE 05							
<b>GQD05BP04F</b>	QDV Bayonet-Type Plug -04 JIC FPM seal	17mm	39.6mm	43mm	5.5mm	150bar	13
<b>GQD05BS04F</b>	QDV Bayonet-Type Socket -04 JIC FPM seal	17mm	47.5mm		5.5mm	150bar	17
<b>GQD05BP04BEA</b>	QDV Bayonet-Type Plug -04 JIC TFE/P bulkhead seal	17mm	39.6mm	43mm	5.5mm	150bar	13
<b>GQD05BS04EA</b>	QDV Bayonet-Type Socket -04 JIC TFE/P seal	17mm	47.5mm		5.5mm	150bar	17
<b>GQD05BP06F</b>	QDV Bayonet-Type Plug -06 JIC FPM seal	17mm	39.6mm	43mm	5.5mm	150bar	14
<b>GQD05BS06F</b>	QDV Bayonet-Type Socket -06 JIC FPM seal	17mm	47.5mm		5.5mm	150bar	18
NOMINAL SIZE 08							
<b>GQD08BP06F</b>	QDV Bayonet-Type Plug -06 JIC FPM seal	24mm	49.1mm	58mm	8.5mm	100bar	26
<b>GQD08BS06F</b>	QDV Bayonet-Type Socket -06 JIC FPM seal	24mm	58.6mm		8.5mm	100bar	38
<b>GQD08BP08F</b>	QDV Bayonet-Type Plug -08 JIC FPM seal	24mm	51.6mm	58mm	8.5mm	100bar	30
<b>GQD08BS08F</b>	QDV Bayonet-Type Socket -08 JIC FPM seal	24mm	61.1mm		8.5mm	100bar	42

## G-Link Bayonet-Type



## G-Link Pull-Type



Optionally the dry break coupling can be used as a security shut-off device, e.g. for fuel lines. For this purpose one half of the coupling is equipped with a lanyard to separate the halves in case of an accident. The unique locking mechanism design allows activation of separation by pulling the male half. So it is possible to install two inversely arranged couplings to avoid the risk of mistakes.

All body sizes of the G-Link Pull-Type series Quick Disconnect Couplings are also available in a non-locking version, designed for the use in refill units. Please ask for additional information on couplings and refill units.

## G-Link Pull-Type

The Quick Disconnect Couplings of the Advantage series, G-Link Pull-Type, are compact and lightweight couplings, developed for hydraulic and pneumatic purposes in motorsport with

operating pressure up to 200 bar. The locking mechanism is designed for one-hand operation; no separate actuation of the retaining sleeve is required for operation. To verify the

correct connection, the female half is equipped with a green indicator ring. This indicator ring can, alternatively, be replaced by a retaining clamp. This can only be attached when the halves

are coupled and eliminates the risk of unintentional uncoupling. Additionally the whole operating mechanism is O-ring sealed to achieve particular suitability for rough conditions and to reduce

environmental effects. Both halves, coupler and nipple, are equipped with self-acting valves to stop fluid loss during uncoupling, as well as air inclusion, during coupling.

### G-LINK PULL-TYPE

		DIMENSIONS			DETAILS		
		HEX A/F	O/A LENGTH	COUPLED LENGTH	NOMINAL DIAM.	MWP	WEIGHT IN GRAMS
<b>NOMINAL SIZE 08</b>							
<b>GQD08PP06F</b>	QDV Pull-Type Plug -06 JIC FPM seal	27mm	42.6mm	52.6mm	8.0mm	150bar	36
<b>GQD08PS06F</b>	QDV Pull-Type Socket -06 JIC FPM seal	24mm	52mm	52.6mm	8.0mm	150bar	56
<b>GQD08PS06LF</b>	QDV Pull-Type Socket -06 JIC Lanyard FPM seal	24mm	52mm		8.0mm	150bar	60
<b>GQD08PP08F</b>	QDV Pull-Type Plug -08 JIC FPM seal	27mm	45.1mm	52.6mm	8.0mm	150bar	38
<b>GQD08PS08LF</b>	QDV Pull-Type Socket -08 JIC Lanyard FPM seal	24mm	54.5mm		8.0mm	150bar	64
<b>NOMINAL SIZE 14</b>							
<b>GQD14PP12F</b>	QDV Pull-Type Plug -12 JIC FPM seal	36mm	56.1mm	64.6mm	14.0mm	100bar	84
<b>GQD14PS12F</b>	QDV Pull-Type Socket -12 JIC FPM seal	32mm	71.1mm	64.6mm	14.0mm	100bar	140

### Technical Information

FKM (Viton) seals, in use in fuel systems for many years, don't have the chemical resistance for usage with current fuel mixtures, where ethanol or methanol are incorporated. Goodridge found the perfect solution for this challenge: a compound also resistant to all currently used fuel blends, e.g.

- Adblue (additive for scr; selective catalytic reduction)
- B5 (Diesel Blend; Containing 5% Biodiesel)
- B10
- B20 (Biodiesel)
- B100 (Biodiesel)
- E85 (gasoline blend; containing 85% Ethanol)
- Vegetable Oil
- Ethanol

Additionally this applied compound has at least the same resistance to temperature and mechanical stress as the standard FKM compound and is even better qualified for lower temperatures than FFKM compounds e.g. Kalrez. The consequence for motorsport applications is that the complete range can be covered with only two different sealing materials.

### Seal materials, choice

The standard sealing material is a modified fluorinated rubber compound (FPM, FKM, Viton), which is identified with the suffix "B". This new material is only available in G-Link Quick Disconnect Couplings and allows the use for fuel-alcohol mixtures, pure ethanol and vegetable oil. Other materials as nitrile rubber (NBR), Tetrafluoroethylene + Propylene (TFE/P) are available on request.

### The operating temperatures are the following, dependent upon sealing material:

MATERIAL	CHEMICAL DESCRIPTION	OPERATING TEMPERATURES	REPRESENTATIVE FLUIDS
FPM B	Fluorcarbon, mod.	-20°C to +200°C	Fuel, ethanol, vegetable oil
NBR	Nitril-Butadien	-25°C to +120°C	Oils, mineral greases
TFE/P	Tetrafluoroethylene + Propylene	-5°C to +170°C	Brake fluids

Each coupling half is laser-etched with part number. and sealing material (*see part number guide*).

### Hydraulic ports

The hydraulic connection is unioned by a male thread with a conical seal of 37° according to **MS 33656** (standard) or **MS 33657** (bulkhead version).

SIZE	NOMINAL SIZE	THREADS
05	5mm	7/16-20 UNF or 9/16-18 UNF
08	8mm	9/16-18 UNF or 3/4 -16 UNF
14	14mm	7/8-14 UNF or 1-1/16-12 UNF

**Other connector style can be produced upon request.**



# 03

Wiggins Couplings,  
Roll Over Valves and Oil Coolers

## Wiggins Flexible Couplings

### Design Features:

One-handed Installation, Standard profile, Medium Pressure, Integral Electrical Bonding, Available in Aluminium and Stainless Steel.

- W991-XX-DE** Clamp + sleeve (no ferrule)
- W994-XX-DE** Clamp only (no sleeve, no ferrule)
- W903-XX-D** Weld Ferrule
- W908-XX-D** Sleeve
- OR-XX** Green Viton O-Ring

**-XX-** insert your required size from -08 to -64

Clamps and ferrules also available in stainless steel

The W900 Series Clamshell Coupling is the result of more than three decades of experience at Adel Wiggins in the design and production of reliable flexible tube connectors. The W900 Series Clamshell Connectors utilize a locking latch design, eliminating the installation

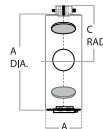
of safety wire and offering one-handed installation. Integral electrical bonding eliminates the need for external clamps, fasteners and jumper wire required by most other connectors. The elimination of safety wire, grounding clamps and jumpers provides for a

low weight connector. Goodridge offer a complete range of light weight hose fittings designed to connect directly onto Wiggins clamshell couplings, allowing you to connect from hard tube to flexible hose quickly and reliably.



## Wiggins Full connectors (W991) (less ferrules)

TUBE O.D. SIZE	ALUMINIUM		SEAL SIZE PER MS 33366	DIMENSIONS			CLAMP ONLY	SLEEVE	O-RING
	PART NO.	WT. LBS.		A MAX	B MAX	C MAX	PART NO.	PART NO.	PART NO.
1/2	<b>W991-08DE</b>	.034	-015	.739	.851	.90	<b>W994-08D</b>	<b>W908-08D</b>	<b>OR-08</b>
5/8	<b>W991-10DE</b>	.038	-017	.739	.976	.96	<b>W994-10D</b>	<b>W908-10D</b>	<b>OR-10</b>
3/4	<b>W991-12DE</b>	.043	-117	.829	1.156	1.04	<b>W994-12D</b>	<b>W908-12D</b>	<b>OR-12</b>
1	<b>W991-16DE</b>	.052	-214	.923	1.432	1.16	<b>W994-16D</b>	<b>W908-16D</b>	<b>OR-16</b>
1 1/4	<b>W991-20DE</b>	.058	-218	.923	1.682	1.27	<b>W994-20D</b>	<b>W908-20D</b>	<b>OR-20</b>
1 1/2	<b>W991-24DE</b>	.062	-222	.923	1.952	1.40	<b>W994-24D</b>	<b>W908-24D</b>	<b>OR-24</b>
1 3/4	<b>W991-28DE</b>	.070	-224	.923	2.211	1.52	<b>W994-28D</b>	<b>W908-28D</b>	<b>OR-28</b>
2	<b>W991-32DE</b>	.083	-226	.989	2.505	1.66	<b>W994-32D</b>	<b>W908-32D</b>	<b>OR-32</b>
2 1/2	<b>W991-40DE</b>	.097	-230	.989	2.996	1.90	<b>W994-40D</b>	<b>W908-40D</b>	<b>OR-40</b>
3	<b>W991-48DE</b>	.144	-234	.989	3.554	2.17	<b>W994-48D</b>	<b>W908-48D</b>	<b>OR-48</b>



## W900 Performance Data

The W900 series of flexible tube connectors has been qualified to the military and aerospace requirements of specification MIL-C-22263. Plus over twenty years of proven reliability within the motorsports industry.

- Operating Pressure** 125 psi
- Proof Pressure** 250 psi
- Burst Pressure** 375 psi
- Operating temperature** -120°F to +800°F (depending on coupling material)

### Temperature

To 450°F depending primarily on O-Ring and/or coupling material. -120°F to +800°F in models using special lip seals

### Flexibility

(Max. Angular misalignment)  
± 4° total angular tube flexure

### Flexure capability

28,000 per 3° flexure

### Axial movement

up to +1/8 inch from initially centred

### Electrical Bonding

(Resistance) Conforms to MIL-B5087.class SA (< 1 ohm)

### Qualification specification

MIL-C-22263

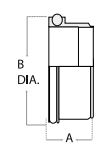
### Seals

Uses standard AS568 O-Ring sizes provided by user, with O-Ring material selected to suit the application

**\* Specification rated pressure may be substantially higher depending upon size, material and other system requirements.**

## Wiggins Weld Ferrule (W903)

TUBE O.D. SIZE	ALUMINIUM		SEAL SIZE PER MS 33366	DIMENSIONS	
	PART NO.	WT. LBS.		A MAX	B MAX
1/2	<b>W903-08D</b>	.010	-015	.749	.689
5/8	<b>W903-10D</b>	.012	-017	.749	.814
3/4	<b>W903-12D</b>	.016	-117	.783	.994
1	<b>W903-16D</b>	.022	-214	.838	1.270
1 1/4	<b>W903-20D</b>	.027	-218	.838	1.520
1 1/2	<b>W903-24D</b>	.033	-222	.838	1.790
1 3/4	<b>W903-28D</b>	.038	-224	.838	2.040
2	<b>W903-32D</b>	.047	-226	.854	2.313
2 1/2	<b>W903-40D</b>	.056	-230	.854	2.813
3	<b>W903-48D</b>	.069	-234	.854	3.313



## Roll Over Valve

**Application :**  
Roll-over shut off

Goodridge have developed this range of roll-over valves for both -6 and larger -10 requirements. Both sizes are FIA-approved, providing reliable roll-over function for all race car applications.

ROV			ROLL OVER VALVE
PART NO.	THREAD	TYPE	APPLICATION
<b>ROV-06-FIA</b>	9/16 x 18	FIA	Fuel
<b>ROV-10-FIA</b>	7/8 x 14	FIA	Fuel



## Alloy Check (Flap) Valve

**Application :**  
All Fuel and Oil systems.  
Comes with **Viton GF Seal**

Alloy cased flap check valves for low pressure oil and fuel applications.

FCV		ALLOY CHECK (FLAP) VALVE	
PART NO.	MATERIAL		
<b>FCV-04</b>	7/16 x 20		
<b>FCV-06</b>	9/16 x 18		
<b>FCV-08</b>	3/4 x 16		
<b>FCV-10</b>	7/8 x 14		



## Large Capacity Fuel Filter

**Application:**  
All Fuel and Oil systems

A 149 micron fuel or oil filter designed to be placed in line. These filters have a fine mesh filter which can be removed and cleaned.

FF572				LARGE CAPACITY FUEL FILTER			
PART NO.	THREAD	TYPE	APPLICATION				
<b>FF572-04</b>	7/16 x 20	Gauze	Oil/Fuel				
<b>FF572-06</b>	9/16 x 18	Gauze	Oil/Fuel				
<b>FF572-08</b>	3/4 x 16	Gauze	Oil/Fuel				
<b>FF572-10</b>	7/8 x 14	Gauze	Oil/Fuel				



## Oil Coolers

**Application :**

All Cooling Systems

**Threads :**

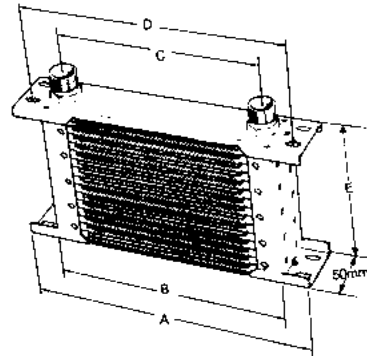
JIC/UNF

**Options :**

Two widths of cooler are stocked as standard, together with the 9 series extra-width cooler for motorcycle applications.

An efficient, lightweight Oil Cooler is essential for any competition installation and they are often used on high performance street vehicles.


Our range of high quality alloy coolers is available with JIC threaded connectors. Two widths of cooler are stocked as standard, but seven other widths are available upon request.



COOLER TYPE (INCLUDING MEASUREMENTS IN METRIC)				NUMBER OF ROWS (1 ROW = 8MM APPROX)		THREAD			
ROWS	A	B	C	D	ROWS	HEIGHT	PART NO. SUFFIX	THREAD TYPE	
1	210	163	130	190 (Half Width)	7	52	<b>AN06</b>	9/16 x 18	JIC/UNF
6	330	283	250	310 (Full Width)	10	75	<b>AN08</b>	3/4 x 16	JIC/UNF
9	405	325	292	385 (Extra Width)	13	99	<b>AN10</b>	7/8 x 14	JIC/UNF
					16	123	<b>AN12</b>	1 1/16 x 12	JIC/UNF
					19	146	<b>AN16</b>	1 5/16 x 12	JIC/UNF
					25	194			

**PART NO. EXAMPLES**

JIC/UNF thread	COOLER TYPE	NUMBER OF ROWS	THREAD	PART NO. EXAMPLE
	6	25	AN12	Part No: = <b>625AN12STB</b>





# 04

## 600, 700 Series Smoothbore



### Product Update:

Throughout 2016 we will be introducing a new OEM grade plating which will supersede our traditional zinc plated parts.

This new plating has been developed in partnership with our major OEM customers to offer the best corrosion protection available within our industry (tested for a minimum of 1,000 hours in a salt spray environment).

Our traditional "P" suffix will be replaced with a "Z1" suffix to denote the new improved plating. If you have any further questions please contact your Goodridge representative for further details.

## 600 Series Hose -02 To -04 for: Brake and Clutch

### Application :

Brake, Clutch, Hydraulics

### Material / Construction:

Outer cover corrosion and fire resistant stainless steel braid, PTFE inner tube compatible with all brake and clutch fluids 600-03 Hose is also available with abrasion resistant covers in a range of different colours for easy identification, ease of cleaning and cosmetic appearance.

### 600-03 Colours:

Black	<b>BK</b>
Carboline	<b>CB</b>
Clear	<b>CL</b>
Electric Blue	<b>EB</b>
Glow in the Dark	<b>GW</b>
Gold	<b>GD</b>
Lime Green	<b>LG</b>
Orange	<b>OR</b>
Red	<b>RD</b>
Vintage Black	<b>VB</b>
White	<b>WT</b>
Yellow	<b>YE</b>

High speed, constant rapid gear changes and heavy braking put great strains on competition hydraulic systems, where failure can be disastrous. 600 series hose strongly resists expansion under high pressure and temperature, provides consistent brake and clutch pedal pressure giving firmer and more

efficient operation without that spongy feeling. Offering protection against abrasion and fire, these hoses are also recommended for all pressure gauge lines and fire extinguisher systems. Use dash size 3 for most braking systems and dash size 3 or 4 for clutch systems. Dash 2 hose is the smallest brake hose

available. Its microbore construction can give increased line pressure and more responsive and sensitive brake feel. Excellent for all 4 and 2 wheel braking applications whether for the circuit or road.



PART NO	BORE SIZE	PTFE WALL	BRAID O/D	COVER WALL	COVER O/D	WORKING PRES		BURST PRES		WEIGHT	TEMPERATURE		MIN BEND RAD
	MM	MM	MM	MM	MM	BAR	PSI	BAR	PSI		KG/M	MIN	
<b>600-02</b>	2.0	1.0	5.0	-	-	450	6526	1350	19580	0.045	-70°C (-94°F)	260°C (500°F)	13
<b>600-03</b>	3.5	1.0	6.45	-	-	290	4206	870	12618	0.060	-70°C (-94°F)	260°C (500°F)	38
<b>600-03BK</b>	3.5	1.0	6.45	0.5	7.5	290	4206	870	12618	0.088	-20°C (-4°F)	85°C (185°F)	38
<b>600-03CB</b>	3.5	1.0	6.45	0.5	7.5	290	4206	870	12618	0.088	-20°C (-4°F)	85°C (185°F)	38
<b>600-03CL</b>	3.5	1.0	6.45	0.5	7.5	290	4206	870	12618	0.088	-20°C (-4°F)	85°C (185°F)	38
<b>600-03EB</b>	3.5	1.0	6.45	0.5	7.5	290	4206	870	12618	0.088	-20°C (-4°F)	85°C (185°F)	38
<b>600-03GD</b>	3.5	1.0	6.45	0.5	7.5	290	4206	870	12618	0.088	-20°C (-4°F)	85°C (185°F)	38
<b>600-03GW</b>	3.5	1.0	6.45	0.5	7.5	290	4206	870	12618	0.088	-20°C (-4°F)	85°C (185°F)	38
<b>600-03LG</b>	3.5	1.0	6.45	0.5	7.5	290	4206	870	12618	0.088	-20°C (-4°F)	85°C (185°F)	38
<b>600-03OR</b>	3.5	1.0	6.45	0.5	7.5	290	4206	870	12618	0.088	-20°C (-4°F)	85°C (185°F)	38
<b>600-03RD</b>	3.5	1.0	6.45	0.5	7.5	290	4206	870	12618	0.088	-20°C (-4°F)	85°C (185°F)	38
<b>600-03VB</b>	3.5	1.0	6.45	0.5	7.5	290	4206	870	12618	0.088	-20°C (-4°F)	85°C (185°F)	38
<b>600-03WT</b>	3.5	1.0	6.45	0.5	7.5	290	4206	870	12618	0.088	-20°C (-4°F)	85°C (185°F)	38
<b>600-03YE</b>	3.5	1.0	6.45	0.5	7.5	290	4206	870	12618	0.088	-20°C (-4°F)	85°C (185°F)	38
<b>600-04</b>	5.0	0.76	7.65	-	-	280	4061	840	12183	0.075	-70°C (-94°F)	260°C (500°F)	50

## 700 Series Aramid Fibre Hose (crimp only)

### Application:

Brake, Clutch, Hydraulics

### Material / Construction:

Light weight, flexible and extremely strong woven Aramid Fibre outer braid, PTFE inner tube compatible with all brake and clutch fluids.

### 700K Colours:

Black	<b>BK</b>
-------	-----------

### Please Note:

700 series is for competition use only

Our exclusive 700-Series Aramid Fibre Braided Hose is the world's lightest flexible fluid transfer conduit for small bore applications in general racing environments. Its strength and flexibility parallels that of our 600 Series Hose resisting expansion under high pressure

and temperature, offering a consistent, firm and highly efficient feel. There is a range of Aramid Fibre hose from -03 to -04. These hoses are recommended for pressure gauge lines, fuel injection lines, fire extinguisher systems, nitrous systems, brake and clutch lines and

hydraulic wing lines. 700 Series Hose is designed for use with permanently attached swage style hose ends.

PART NO	BORE SIZE	PTFE WALL	BRAID O/D	COVER WALL	COVER O/D	WORKING PRES		BURST PRES		WEIGHT	TEMPERATURE		MIN BEND RAD
	MM	MM	MM	MM	MM	BAR	PSI	BAR	PSI		KG/M	MIN	
<b>700K-03BK</b>	3.5	1.0	8.1	0.5	7.7	200	2900	600	8702	0.059	-20°C (-4°F)	85°C (185°F)	38
<b>700K-04BK</b>	5.0	0.76	9.2	0.9	9.6	150	2175	450	6526	0.074	-20°C (-4°F)	85°C (185°F)	50





## JIC/UNF Re-Usable Fittings for 600 Hose

### Fitting Type:

Re-Usable

### Application:

Brake / Clutch

### To Suit Hose:

600 series

Material: CH, C, D, P, Z1

### Colours Available:

Coloured anodised aluminium

\*Colour: D (Blue with red socket)

### Example Part No:

6001-03P = Zinc Plated Carbon Steel

### 440 STRAIGHT MALE CONCAVE SEAT



PART NO.	MATERIAL	JIC/UNF THREAD
440-03	C, CH, P	3/8 x 24

### 441 STRAIGHT MALE CONVEX SEAT



PART NO.	MATERIAL	JIC/UNF THREAD
441-03	C, CH, P	3/8 x 24
441-04	C	7/16 x 20

### 443 STRAIGHT MALE BULKHEAD



PART NO.	MATERIAL	JIC/UNF THREAD
443-03	C, CH, P	3/8 x 24
443-04	P	7/16 x 20

Use locknut Part No.924 (see Ancillary section)

### 443BNP STRAIGHT MALE BULKHEAD BLEED NIPPLE



PART NO.	MATERIAL	JIC/UNF THREAD
443-03 BN	P	3/8 x 24

Use locknut Part No.924 (see Ancillary section)

### 6001 STRAIGHT FEMALE CONCAVE SEAT



PART NO.	MATERIAL	JIC/UNF THREAD
6001-02	C	5/16 x 24
6001-02-03	C	3/8 x 24
6001-03*	C, CH, D, P	3/8 x 24
6001-03-04	C	7/16 x 20
6001-04*	C, D, P	7/16 x 20

### 6045 45° FORGED FEMALE CONCAVE SEAT



PART NO.	MATERIAL	JIC/UNF THREAD
6045-02	C	5/16 x 24
6045-02-03	C	3/8 x 24
6045-03*	C, D, P	3/8 x 24
6045-04	D	7/16 x 20

### 6046 45° SWEPT TUBE FEMALE CONCAVE SEAT



PART NO.	MATERIAL	JIC/UNF THREAD
6046-03*	C, CH, D, P	3/8 x 24
6046-04*	C, D, P	7/16 x 20

### 6091 90° SWEPT TUBE FEMALE CONCAVE SEAT



PART NO.	MATERIAL	JIC/UNF THREAD
6091-03*	C, CH, D, P	3/8 x 24
6091-04*	C, CH, D, P	7/16 x 20

### 6090 90° FORGED FEMALE CONCAVE SEAT



PART NO.	MATERIAL	JIC/UNF THREAD
6090-02	C	5/16 x 24
6090-02-03	C	3/8 x 24
6090-03*	C, D, P	3/8 x 24
6090-04	D	7/16 x 20

### 6645 45° DOUBLE SWIVEL CONCAVE SEAT



PART NO.	MATERIAL	JIC/UNF THREAD
6645-02	C	5/16 x 24
6645-02-03	C	3/8 x 24
6645-03	C, P	3/8 x 24
6645-04	C, D	7/16 x 20

### 6690 90° DOUBLE SWIVEL CONCAVE SEAT



PART NO.	MATERIAL	JIC/UNF THREAD
6690-02	C	5/16 x 24
6690-02-03	C	3/8 x 24
6690-03	C, P	3/8 x 24
6690-04*	C, D	7/16 x 20
6690-31	C	M10 x 1.00

### 704 FIXED FEMALE BULKHEAD CONVEX SEAT



PART NO.	MATERIAL	JIC/UNF THREAD
704-03	P	7/16 x 20
704-04	P	7/16 x 20

Use locknut Part No.2K8686 (see Ancillary section)

### 746 FIXED FEMALE BULKHEAD CONCAVE SEAT



PART NO.	MATERIAL	BSF THREAD
746-03	P	3/8 x 20BSF (inner)

Use locknut Part No.2K8686 (see Ancillary section)

### 748 FIXED FEMALE BULKHEAD CONCAVE SEAT



PART NO.	MATERIAL	JIC/UNF THREAD
748-03PDS	P	3/8 x 24
748-03	P	3/8 x 24
DS= DEEP SEAT		MINI '94 on

Use locknut Part No.2K8686 (see Ancillary section)

### 756 FIXED FEMALE BULKHEAD CONVEX SEAT



PART NO.	MATERIAL	JIC/UNF THREAD
756-03	P	3/8 x 24

Use locknut Part No.2K8686 (see Ancillary section)

### 758 FIXED FEMALE BULKHEAD CONCAVE SEAT CIRCLIP GROOVE



PART NO.	MATERIAL	JIC/UNF THREAD
758-03-03	P	3/8 x 24

### 759 FIXED FEMALE BULKHEAD CONVEX SEAT CIRCLIP GROOVE



PART NO.	MATERIAL	JIC/UNF THREAD
759-03-03	P	3/8 x 24

## Metric Re-Usable Fittings for 600 Hose

### Fitting Type:

Re-Usable

### Application:

Brake / Clutch

### To Suit Hose:

600 series

Material: C, D, CH, P, Z1

### Example Part No:

442-31P = Zinc Plated Carbon Steel

### 442 STRAIGHT MALE CONCAVE SEAT



PART NO.	MATERIAL	METRIC THREAD
<b>442-31</b>	C, CH, D, P	10 x 1.00
<b>442-32</b>	C, CH, P	10 x 1.25
<b>442-31L</b>	P	Long 10 x 1.00

### 444 STRAIGHT MALE CONCAVE BULKHEAD



PART NO.	MATERIAL	METRIC THREAD
<b>444-31</b>	P	10 x 1.00

Use locknut Part No. 318 (see Ancillary section)

### 445 STRAIGHT MALE CONVEX SEAT



PART NO.	MATERIAL	METRIC THREAD
<b>445-31</b>	C, P	10 x 1.00
<b>445-32</b>	C, P	10 x 1.25

### 446 CONVEX METRIC SEAT BULKHEAD



PART NO.	MATERIAL	METRIC THREAD
<b>446-31</b>	C, P	10 x 1.00
<b>446-32</b>	P	10 x 1.25
<b>446-03-M121</b>	P	12 x 1.00
<b>446-04-M121</b>	P	12 x 1.00

Use locknut Part No. 318 (see Ancillary section)

### 446EXP CONVEX METRIC SEAT BULKHEAD



PART NO.	MATERIAL	METRIC THREAD
<b>446-31EXP</b>	P	10 x 1.00

### 448 STRAIGHT MALE FLAT SEAT



PART NO.	MATERIAL	METRIC THREAD
<b>448-31</b>	P	10 x 1.00

### 451 STRAIGHT FEMALE CONCAVE METRIC SEAT



PART NO.	MATERIAL	METRIC THREAD
<b>451-31</b>	C, P	10 x 1.00
<b>451-32</b>	C	10 x 1.25

### 452 STRAIGHT FEMALE CONVEX METRIC SEAT



PART NO.	MATERIAL	METRIC THREAD
<b>452-31</b>	C, P	10 x 1.00
<b>452-32</b>	C	10 x 1.25

### 492 BANJO BOLT HOSE CONNECTORS



PART NO.	MATERIAL	METRIC THREAD
<b>492-31</b>	P	10 x 1.00

### 6001VW STRAIGHT FIXED FEMALE CONCAVE METRIC SEAT (VW/AUDI)



PART NO.	MATERIAL	METRIC THREAD
<b>6001-31_VW</b>	C, Z1	10 x 1.00
<b>6001-32_VW</b>	Z1	10 x 1.25

### 749 FIXED FEMALE BULKHEAD CONCAVE METRIC SEAT



PART NO.	MATERIAL	METRIC THREAD
<b>749-03-31</b>	P	10 x 1.00
<b>749-03-32</b>	P	10 x 1.25

Use locknut Part No.2K8686 (see Ancillary section)

### 750 FIXED FEMALE BULKHEAD CONVEX METRIC SEAT



PART NO.	MATERIAL	METRIC THREAD
<b>750-03-31</b>	P	10 x 1.00
<b>750-03-32</b>	P	10 x 1.25

Use locknut Part No.2K8686 (see Ancillary section)

### 754 CONVEX METRIC SEAT BULKHEAD W/CIRCLIP GROOVE



PART NO.	MATERIAL	METRIC THREAD
<b>754-03-31</b>	P	10 x 1.00

(17mm hex) Subaru

### 755 CONVEX METRIC SEAT BULKHEAD W/CIRCLIP GROOVE



PART NO.	MATERIAL	METRIC THREAD
<b>755-03-31</b>	P	10 x 1.00

(19mm hex)

### 756 CONCAVE METRIC SEAT BULKHEAD W/CIRCLIP GROOVE



PART NO.	MATERIAL	METRIC THREAD
<b>756-03-31</b>	P	10 x 1.00

(19mm hex)

### 757 CONVEX METRIC SEAT BULKHEAD W/CIRCLIP GROOVE



PART NO.	MATERIAL	METRIC THREAD
<b>757-03-31</b>	P	10 x 1.00

(17mm hex) Toyota

### 758 FIXED FEMALE BULKHEAD CONCAVE SEAT CIRCLIP GROOVE



PART NO.	MATERIAL	METRIC THREAD
<b>758-03-31</b>	P	10 x 1.00
<b>758-03-31F</b>	P	10 x 1.00 Flat Face
<b>758-03-31S</b>	C, P	10 x 1.00 17mm Hex
<b>758-03-32</b>	P	10 x 1.25

Flat face

### 759 FIXED FEMALE BULKHEAD CONVEX SEAT CIRCLIP GROOVE



PART NO.	MATERIAL	METRIC THREAD
<b>759-03-31S</b>	P	10 x 1.00 17mm Hex
<b>759-03-31</b>	P	10 x 1.00
<b>759-03-32</b>	CH, P	10 x 1.25

## BSP Re-Usable Hose Fittings for 600 Hose

**Fitting Type:**

Re-Usable

**Application:**

Brake / Clutch

**To Suit Hose:**

600 series

**Material:** CH, C, P, Z1

**Example Part No:**

321-03P = Zinc Plated Carbon Steel

**321**

STRAIGHT FEMALE



PART NO.	MATERIAL	BSP THREAD
<b>321-03</b>	CH, P	1/8
<b>321-04</b>	P	1/4

**321SM**

STRAIGHT FEMALE TO SUIT SMITH PRESSURE GAUGE



PART NO.	MATERIAL	BSP THREAD
<b>321-03SM</b>	P	1/8

(Flat face requires gasket)

**323**

STRAIGHT MALE



PART NO.	MATERIAL	BSP THREAD
<b>323-03</b>	P	1/8
<b>323-04</b>	P	1/4

**331**

45° SWEPT TUBE FEMALE



PART NO.	MATERIAL	BSP THREAD
<b>331-03</b>	P	1/8

**332**

90° SWEPT TUBE FEMALE



PART NO.	MATERIAL	BSP THREAD
<b>332-03</b>	P	1/8
<b>332-04</b>		1/4

**5134**

TEE FITTING WITH BSP LEG AND LOCATING LUG



PART NO.	MATERIAL	BSP THREAD
<b>5134-03</b>	C	1/8

## Replacement Olives and Sockets for 600 Hose

**To Suit Hose:** 600 series

**Material:** B, C, CH, D (Red), P, Z1

**1205**

OLIVE



PART NO.	MATERIAL
<b>1205-02</b>	B
<b>1205-03</b>	C, B, D
<b>1205-04</b>	B, D

**1206**

SOCKET



PART NO.	MATERIAL
<b>1206-02</b>	C
<b>1206-03</b>	C, CH, D, P
<b>1206-04</b>	P

## Re-Usable Banjo Fittings

**Fitting Type:**

Re-Usable

**Application:**

Brake / Clutch

**To Suit Hose:**

600 series

**Material:** C, CH, D, P, Z1

(C) Stainless Steel

(CH) Chrome Plated

(D) Anodised Aluminium

(blue with red socket)

(P) Zinc Plated Carbon Steel

**5092**

BANJO STRAIGHT EXTENDED NECK



PART NO.	TO SUIT BOLT	MATERIAL	HOSE SIZE
<b>5092-02</b>	5/16, 8mm	C	-02
<b>5092-02-03</b>	3/8, 10mm	C	-02
<b>5092-03-02</b>	5/16, 8mm	C, P	-03
<b>5092-03</b>	3/8, 10mm	C, CH, D, P	-03
<b>5092-03-04</b>	7/16	C, CH, P	-03
<b>5092-03-M12</b>	12mm	C, CH, P	-03

**5091**

BANJO



PART NO.	TO SUIT BOLT	MATERIAL	HOSE SIZE
<b>5091-02-03</b>	3/8, 10mm	C	-02
<b>5091-03</b>	3/8, 10mm	C, CH, D, P	-03
<b>5091-03-04</b>	7/16	CH, C, P	-03
<b>5091-04-03</b>	3/8, 10mm	P	-04
<b>5091-04</b>	7/16	D, P	-04
<b>5091-04-M12</b>	12mm	P	-04

**5093**

20° BANJO EXTENDED NECK



PART NO.	TO SUIT BOLT	MATERIAL	HOSE SIZE
<b>5093-02</b>	5/16, 8mm	C	-02
<b>5093-02-03</b>	3/8, 10mm	C	-02
<b>5093-03</b>	3/8, 10mm	C, CH, D, P	-03
<b>5093-03-04</b>	7/16	C, CH, P	-03
<b>5093-03-M12</b>	12mm	C, CH	-03
<b>5093-04-03</b>	10mm	P	-04

## Re-Usable Banjo Hose Fittings

**Fitting Type:**  
Re-Usable

**Application:**  
Brake / Clutch

**To Suit Hose:**  
600 series

**Material:** C, CH, D, P, Z1  
(C) Stainless Steel  
(CH) Chrome Plated  
(D) Anodised Aluminium  
(blue with red socket)  
(P) Zinc Plated Carbon Steel  
(Z1) Silver Plated Carbon Steel

**5094** 45° BANJO EXTENDED NECK

PART NO.	TO SUIT BOLT	MATERIAL	HOSE SIZE
<b>5094-02-03</b>	3/8, 10mm	C	-02
<b>5094-03</b>	3/8, 10mm	C, CH, D, P	-03

**5095** STRAIGHT TWIN BANJO

PART NO.	TO SUIT BOLT	MATERIAL	HOSE SIZE
<b>5095-03-04</b>	7/16	P	-03
<b>5095-03</b>	3/8, 10mm	C, P	-03

**5096** BANJO SIDE 20° EXTENDED NECK

PART NO.	TO SUIT BOLT	MATERIAL	HOSE SIZE
<b>5096-03</b>	3/8, 10mm	C	-03



**5097** BANJO SIDE 20° EXTENDED NECK

PART NO.	TO SUIT BOLT	MATERIAL	HOSE SIZE
<b>5097-02</b>	5/16, 8mm	C	-02
<b>5097-03</b>	3/8, 10mm	C, CH, D, P	-03

**5098** BANJO TWIN EXTENDED NECK

PART NO.	TO SUIT BOLT	MATERIAL	HOSE SIZE
<b>5098-03</b>	3/8, 10mm	C, P	-03

**5070** BANJO 70° EXTENDED NECK

PART NO.	TO SUIT BOLT	MATERIAL	HOSE SIZE
<b>5070-03</b>	3/8, 10mm	C, CH, P	-03

**5099** BANJO 90° EXTENDED NECK

PART NO.	TO SUIT BOLT	MATERIAL	HOSE SIZE
<b>5099-03</b>	3/8, 10mm	C, CH, D, P	-03
<b>5099-03-04</b>	7/16	C, CH	-03

**5099S** BANJO SIDE 90° EXTENDED NECK

PART NO.	TO SUIT BOLT	MATERIAL	HOSE SIZE
<b>5099S-03</b>	3/8, 10mm	C, P	-03



## Tee Fittings for 600 Hose

**Fitting Type:**  
Re-Usable

**Application:**  
Brake / Clutch

**To Suit Hose:**  
600 series

**Material:** C, D (blue with red socket)

**5130** RE-USABLE TEE FITTING JIC/UNF WITH LOCATING LUG

PART NO.	MATERIAL	THREAD
<b>5130-03</b>	C	3/8 x 24

**5131** RE-USABLE TEE FITTING WITH MALE JIC/UNF LEG

PART NO.	MATERIAL	THREAD	HOSE SIZE
<b>5131-03</b>	C	3/8 x 24	-03

**5132** RE-USABLE TEE FITTING WITH MALE JIC/UNF LEG

PART NO.	MATERIAL	THREAD	HOSE SIZE
<b>5132-03</b>	C	3/8 x 24	-03

**5135** RE-USABLE TEE HOSE FITTING

PART NO.	MATERIAL	HOSE SIZE
<b>5135-02</b>	C	-02
<b>5135-03</b>	C, D	-03

**5136** RE-USABLE TEE HOSE FITTING WITH LOCATING LUG

PART NO.	MATERIAL	HOSE SIZE
<b>5136-03</b>	C	-03

**5140** RE-USABLE TEE HOSE FITTING WITH M10 FEMALE

PART NO.	MATERIAL	HOSE SIZE
<b>5140-03</b>	C	-03

## Dash 2, 3 and 4 JIC/UNF Fittings for: 600/700K Series Hose

**Fitting Type:**

Crimp

**Application:**

Brake / Clutch

**To Suit Hose:**

600 / 700 series

Material : C, CBK, CH, D, P, Z1

**Please Note:**

All crimp fittings require a collar

When weight savings are critical, the best hose end option for our 600 Series or 700 Series Hose is from our complete range of swaged style hose end fittings. Meeting the demanding requirements of the World's Top Racing Professionals allows us to offer this full range available in JIC/UNF, Metric, British Standard Pipe (BSP) Threads, Banjo Fittings and Three Way Fittings. All have been tried and tested in the upper echelons of world motorsport, racing's most severe conditions, and are proven

in their quality of engineering, workmanship and finish. With the continued growth in world motorsport popularity, automotive and motorcycle manufacturers and race fans have asked for the safety and reliability of race type products in a form legal for use on public roads. Goodridge has designed, manufactured and built a swage style hose end for brake systems that meets regulatory requirements (including TÜV and DOT) in every corner of the world. Our exclusive swage tail design, and unique method of attachment are the keys to our success. TÜV and DOT certification has been achieved in all of our available fitting materials. The following pages show the most popular fittings for brake and clutch applications. A full range of JIC/UNF, Metric and BSP adaptors have also been developed for use with these fittings.

**RC600**

CRIMP COLLARS



PART NO.	MATERIAL
<b>RC600-03TUV</b>	B
<b>RC600-03CTUV</b>	C

**S440**

STRAIGHT MALE CONCAVE SEAT



PART NO.	MATERIAL	JIC/UNF THREAD
<b>S440-03</b>	Z1	3/8 x 24

**S441**

STRAIGHT MALE CONVEX SEAT



PART NO.	MATERIAL	JIC/UNF THREAD
<b>S441-03</b>	C, Z1	3/8 x 24

**S443**

STRAIGHT MALE BULKHEAD CONVEX SEAT



PART NO.	MATERIAL	JIC/UNF THREAD
<b>S443-03</b>	C, Z1	3/8 x 24

Use locknut Part No. 924-03 (see Ancillary section)

**S449**

STRAIGHT MALE FLAT SEAT



PART NO.	MATERIAL	JIC/UNF THREAD
<b>S449-03</b>	Z1	3/8 x 24

**S6001**

STRAIGHT FEMALE CONCAVE SEAT



PART NO.	MATERIAL	JIC THREAD	HOSE SIZE
<b>S6001-02-03</b>	C	3/8 x 24	-02
<b>S6001-02</b>	C	5/16 x 24	-02
<b>S6001-03</b>	C, CBK, CH, D, Z1	3/8 x 24	-03
<b>S6001-04-MP</b>	C, D, Z1	7/16 x 20	-04

**S6045**

45° FORGED FEMALE CONCAVE SEAT



PART NO.	MATERIAL	JIC THREAD	HOSE SIZE
<b>S6045-02-03</b>	C	3/8 x 24	-02
<b>S6045-02</b>	C	5/16 x 24	-02
<b>S6045-03</b>	C, D	3/8 x 24	-03
<b>S6045-03-04</b>	C	7/16 x 20	-03
<b>S6045-04-MP</b>	C, D	7/16 x 20	-04

**S6046**

45° SWEPT TUBE FEMALE CONCAVE SEAT



PART NO.	MATERIAL	JIC THREAD	HOSE SIZE
<b>S6046-03</b>	C, CH, D, Z1	3/8 x 24	-03
<b>S6046-04-MP</b>	C, D, Z1	7/16 x 20	-04

**S6090**

90° FORGED FEMALE CONCAVE SEAT



PART NO.	MATERIAL	UNF THREAD	HOSE SIZE
<b>S6090-02-03</b>	C	3/8 x 24	-02
<b>S6090-02</b>	C	5/16 x 24	-02
<b>S6090-03-02</b>	C	5/16 x 24	-03
<b>S6090-03</b>	C, D, Z1	3/8 x 24	-03
<b>S6090-04-MP</b>	C, D	7/16 x 20	-04

**S6091**

90° SWEPT TUBE FEMALE CONCAVE SEAT



PART NO.	MATERIAL	UNF THREAD	HOSE SIZE
<b>S6091-02-03</b>	C	3/8 x 24	-02
<b>S6091-03</b>	C, CH, D, Z1	3/8 x 24	-03
<b>S6091-03-04</b>	P	7/16 x 20	-03
<b>S6091-04-MP</b>	C, D, Z1	7/16 x 20	-04

**S747**

CONVEX CIRCLIP GROOVE 17MM HEX



PART NO.	MATERIAL	JIC/UNF THREAD	HOSE SIZE
<b>S747-03</b>	Z1	3/8 x 24	-03
<b>S747-44</b>	Z1	7/16 x 24	-04

**S748**

FIXED FEMALE BULKHEAD CONCAVE SEAT



PART NO.	MATERIAL	UNF THREAD	HOSE SIZE
<b>S748-03</b>	Z1	3/8 x 24USF	-03
<b>S748-03PDS</b>	Z1	3/8 x 24 UNF mini 91' on	-03

DS=Deep Seat

Use locknut Part No.2K8686 (see Ancillary section)

**S756**

FIXED FEMALE BULKHEAD CONVEX SEAT



PART NO.	MATERIAL	UNF THREAD	HOSE SIZE
<b>S756-03</b>	Z1	3/8 x 24	-03

Use locknut Part No.2K8686 (see Ancillary section)

## Metric Fittings for: 600/700K Series Hose

**Fitting Type:**  
Swage / Crimp

**Application:**  
Brake, Clutch

**To Suit Hose:**  
600, 700 series

**Material:** C, CH, P, Z1

**\*Please Note:**  
Metric dual seat fittings will seal with either concave or convex metric fittings.

### S442 STRAIGHT MALE CONCAVE SEAT

PART NO.	MATERIAL	METRIC THREAD
<b>S442-31</b>	C, Z1	10 x 1.00
<b>S442-31L</b> (long)	Z1	10 x 1.00

### S445 STRAIGHT MALE - METRIC DUAL SEAT\*

PART NO.	MATERIAL	METRIC THREAD
<b>S445-31</b>	C, Z1	10 x 1.00

### S445-01 STRAIGHT MALE SWIVEL - METRIC DUAL SEAT\*

PART NO.	MATERIAL	METRIC THREAD
<b>S445-0131</b>	C, Z1	10 x 1.00
<b>S445-0132</b>	C, Z1	10 x 1.25

### S445-20 20° MALE SWIVEL - METRIC DUAL SEAT\*

PART NO.	MATERIAL	METRIC THREAD
<b>S445-2031</b>	C, Z1	10 x 1.00

### S445-45 45° MALE SWIVEL - METRIC DUAL SEAT\*

PART NO.	MATERIAL	METRIC THREAD
<b>S445-4531</b>	C, Z1	10 x 1.00

### S445-90 90° MALE SWIVEL - METRIC DUAL SEAT\*

PART NO.	MATERIAL	METRIC THREAD
<b>S445-9031</b>	C, Z1	10 x 1.00
<b>S445-9032</b>	C	10 x 1.25

### S446 STRAIGHT MALE BULKHEAD

PART NO.	MATERIAL	METRIC THREAD
<b>S446-31</b>	C, Z1	10 x 1.00

Use Locknut Part No. 318-31 (see Ancillary section)

### S446EXP STRAIGHT MALE BULKHEAD

PART NO.	MATERIAL	METRIC THREAD
<b>S446-31EX</b>	C, Z1	10 x 1.00

VW Golf/BMW

### S451 FEMALE CONCAVE SWIVEL

PART NO.	MATERIAL	METRIC THREAD
<b>S451-31</b>	C, Z1	10 x 1.00

### S452 FEMALE CONVEX SWIVEL

PART NO.	MATERIAL	METRIC THREAD
<b>S452-31</b>	C, Z1	10 x 1.00

### S492 BANJO BOLT CONNECTORS

PART NO.	MATERIAL	METRIC THREAD
<b>S492-31</b>	Z1	10 x 1.00

### S6001 STRAIGHT FEMALE CONCAVE SEAT

PART NO.	MATERIAL	METRIC THREAD
<b>S6001-31_VW</b>	C, Z1	10 x 1.00 VW
<b>S6001-31_AU</b>	C, Z1	10 x 1.00 Audi
<b>S6001-31_LR</b>	Z1	10 x 1.00 Land Rover
<b>S6001-31_MN</b>	C, Z1	10 x 1.00 BMW/Mini
<b>S6001-31_PR</b>	Z1	10 x 1.00 Peugeot
<b>S6001-31_VW65</b>	C	10 x 1.00 VW
<b>S6001-31_VW67</b>	C, Z1	10 x 1.00 VW

Sample Part No. S6001-31PVW = Plated VW Part

### S6090 90° FORGED FEMALE CONCAVE SEAT

PART NO.	MATERIAL	METRIC THREAD	HOSE SIZE
<b>S6090-31</b>	C	10 x 1.00	-03

### S6090 90° MALE SWIVEL CALIPER FITTING

PART NO.	MAT	METRIC THREAD	HOSE SIZE
<b>*S6090M-31CSW-LT</b>	C	10 x 1.00	-03
<b>**S6090M-31CSW</b>	C	10 x 1.00	-03

\*Inc EPDM O-Ring / \*\*Inc High Temperature O-Ring

### S749 FIXED FEMALE BULKHEAD CONCAVE METRIC SEAT

PART NO.	MATERIAL	METRIC THREAD	HOSE SIZE
<b>S749-03-31</b>	C, Z1	10 x 1.00	-03
<b>S749-03-32</b>	Z1	10 x 1.25	-03

Use locknut Part No. 2K8686 (see Ancillary section)

### S750 FIXED FEMALE BULKHEAD CONVEX METRIC SEAT

PART NO.	MATERIAL	METRIC THREAD	HOSE SIZE
<b>S750-03-31</b>	Z1	10 x 1.00	-03

Use locknut Part No. 2K8686 (see Ancillary section)

## Metric Swage/Crimp Fittings for: 600/700K Series Hose

**Fitting Type:**  
Swage / Crimp  
**Application:**  
Brake / Clutch

**To Suit Hose:**  
600 / 700  
**Material:** C, CH, P, Z1

### S754 STRAIGHT FEMALE CONVEX METRIC SEAT CIRCLIP GROOVE



PART NO.	MATERIAL	METRIC THREAD
<b>S754-03-31</b>	C, Z1	10 x 1.00

(17mm Hex) Subaru

### S755 STRAIGHT FEMALE CONVEX METRIC SEAT CIRCLIP GROOVE



PART NO.	MATERIAL	METRIC THREAD
<b>S755-03-31</b>	Z1	10 x 1.00

Toyota

### S756 STRAIGHT FEMALE METRIC SEAT CONCAVE CIRCLIP GROOVE



PART NO.	MATERIAL	METRIC THREAD
<b>S756-03-M121</b>	C	12 x 1.00

### S757 STRAIGHT FEMALE CONVEX METRIC SEAT CIRCLIP GROOVE



PART NO.	MATERIAL	METRIC THREAD
<b>S757-03-31</b>	C, Z1	10 x 1.00
<b>S757-03-31_DS</b>	Z1	10 x 1.00 Deep Seat
<b>S757-03-31_E</b>	Z1	10 x 1.00 Extended

(17mm rounded edges hex)

### S758 STRAIGHT FEMALE CONCAVE METRIC SEAT CIRCLIP GROOVE



PART NO.	MATERIAL	METRIC THREAD
<b>S758-03-31</b>	C, Z1	10 x 1.00
<b>S758-03-31S</b>	C, Z1	10 x 1.00
<b>S758-03-31SF</b>	C, Z1	10 x 1.00

(17mm hex)

### S759 STRAIGHT FEMALE CONVEX SEAT CIRCLIP GROOVE



PART NO.	MATERIAL	METRIC THREAD
<b>S759-03-31FB</b>	Z1	10 x 1.00 Flat Body
<b>S759-03-31F</b>	Z1	10 x 1.00 Flat hex
<b>S759-03-31_BKT</b>	P	10 x 1.00 Bracket
<b>S759-03-31</b>	C, Z1	10 x 1.00
<b>S759-03-31S</b>	C, Z1	10 x 1.00
<b>S759-03-M121</b>	Z1	12 x 1.00
<b>S759-03-32</b>	Z1	10 x 1.25

(17mm hex/long nose) Renault

### S760 STRAIGHT FEMALE LOCATOR CONVEX SEAT



PART NO.	MATERIAL	METRIC THREAD
<b>S760-03-31</b>	Z1	10 x 1.00

Toyota

### S762 STRAIGHT CIRCLIP FEMALE (ROUNDED EDGE) CONVEX



PART NO.	MATERIAL	METRIC THREAD
<b>S762-03-31</b>	Z1	10 x 1.00
<b>S762-03-31S</b>	Z1	10 x 1.00

SP = 17mm Hex (Mazda)

### S770 STRAIGHT MALE CONVEX SEAT



PART NO.	MATERIAL	JIC/UNF THREAD
<b>S770-03</b>	Z1	10 x 1.00

Ford

### S771 STRAIGHT MALE CONVEX SEAT METRIC W/LOCATING FLAT



PART NO.	MATERIAL	METRIC THREAD
<b>S771-03</b>	Z1	10 x 1.00

Ford

### S772 STRAIGHT MALE CONCAVE SEAT METRIC



PART NO.	MATERIAL	METRIC THREAD
<b>S772-03</b>	Z1	10 x 1.00

Ford

## BSP/ NPT Swage/Crimp Fittings

**Fitting Type:**  
Swage / Crimp  
**Application:**  
Brake / Clutch

**To Suit Hose:**  
600 / 700  
**Material :** B, C, P, Z1

### S321 STRAIGHT FEMALE CONVEX SEAT



PART NO.	MATERIAL	BSP THREAD
<b>S321-03</b>	Z1	1/8 BSP

### S321SM STRAIGHT FEMALE TO SUIT SMITH PRESSURE GAUGE



PART NO.	MATERIAL	BSP THREAD
<b>S321-03SM</b>	Z1	1/8 BSP

(Fat face requires gasket)

### S323 STRAIGHT MALE CONCAVE SEAT



PART NO.	MATERIAL	BSP THREAD
<b>S323-03</b>	Z1	1/8 BSP

### S332 90° SWEPT TUBE FEMALE BSP



PART NO.	MATERIAL	BSP THREAD
<b>S332-03</b>	Z1	1/8 BSP

### S816 STRAIGHT MALE NPT



PART NO.	MATERIAL	THREAD
<b>S816-03</b>	B	1/8 NPT
<b>S816-03-04</b>	C	1/4 NPT

## Swage/Crimp Banjos & Tee's for: 600 / 700K Series Hose

### Fitting Type:

Swage / Crimp

### Application:

Brake / Clutch / Hydraulic

### To Suit Hose:

600 / 700

Material: C, CBK, CH, D, P, Z1

\*Anodised Aluminium Colour:


BK (Black), D(Blue), RD(Red)

Example Part No. (Banjos only)


S5092-03DRD =

Anodised Aluminium Red


### S5091 BANJO

PART NO.	MATERIAL	HOSE	HOLE SIZE
 S5091-02-03	C	-02	3/8, 10mm
S5091-03-04	Z1	-03	7/16
S5091-03	C, CH, Z1	-03	3/8, 10mm
S5091-03S	D	-03	3/8, 10mm
S5091-04-03	C, Z1	-04	3/8, 10mm
S5091-04_MP	C, Z1	-04	7/16
S5091-04-M12_MP	C, Z1	-04	12mm


### S5092 BANJO STRAIGHT EXTENDED NECK

PART NO.	MATERIAL	HOSE	HOLE SIZE
 S5092-03-02	C	-03	5/16, 8mm
S5092-03-04	C, CH, Z1	-03	7/16, 11.2mm
*S5092-03	C, CBK, CH, D, Z1	-03	3/8, 10mm
S5092-04-03	C	-04	3/8, 10mm
S5092-03-M12	C, CH	-03	12mm


### S5093 20° BANJO EXTENDED NECK

PART NO.	MATERIAL	HOSE	HOLE SIZE
 S5093-02-03	C	-02	3/8, 10mm
S5093-03-04	C, CH, Z1	-03	7/16
*S5093-03	C, CBK, CH, D, Z1	-03	3/8, 10mm
S5093-03-M12	C, CH	-03	12mm


### S5093L BANJO - COMPOUND 20°/20° LEFT

PART NO.	MATERIAL	HOSE	HOLE SIZE
 S5093L-03	C, CBK, Z1	-03	3/8, 10mm


### S5093R BANJO - COMPOUND 20°/20° RIGHT

PART NO.	MATERIAL	HOSE	HOLE SIZE
 S5093R-03	C, CBK, Z1	-03	3/8, 10mm


### S5094 45° BANJO EXTENDED NECK

PART NO.	MATERIAL	HOSE	HOLE SIZE
 *S5094-03	C, CBK, CH, D, Z1	-03	3/8, 10mm


### S5094R/L BANJO - COMPOUND 35°/35° RIGHT / LEFT

PART NO.	MATERIAL	HOSE	HOLE SIZE
 S5094R-03	C, CBK, Z1	-03	3/8, 10mm
S5094L-03	C, CBK, Z1	-03	3/8, 10mm


### S5095 BANJO - DOUBLE

PART NO.	MATERIAL	HOSE	HOLE SIZE
 *S5095-03	D, Z1	-03	3/8, 10mm


### S5097 SIDE 20° BANJO EXTENDED NECK

PART NO.	MATERIAL	HOSE SIZE	HOLE SIZE
 *S5097-03	C, CBK, CH, D, Z1	-03	3/8, 10mm


### S5098 BANJO TWIN EXTENDED NECK

PART NO.	MATERIAL	HOSE SIZE	HOLE SIZE
 S5098-03	P	-03	3/8, 10mm


### S5070 BANJO 70° EXTENDED NECK

PART NO.	MATERIAL	HOSE SIZE	HOLE SIZE
 S5070-03	C, CBK, CH, Z1	-03	3/8, 10mm


### S5099 SIDE BANJO 90° EXTENDED NECK

PART NO.	MATERIAL	HOSE SIZE	HOLE SIZE
 *S5099-03	C, CBK, D, Z1	-03	3/8, 10mm
S5099-03-04	CH	-03	7/16

### S5099S BANJO 90° EXTENDED NECK


PART NO.	MATERIAL	HOSE SIZE	HOLE SIZE
 S5099S-03	C, Z1	-03	3/8, 10mm
S5099S-03-M6	C	-03	6mm
S5099SL-03	C	-03	3/8 10mm
45° L/Hand Thread			
S5099SR-03	C	-03	3/8 10mm
45° R/Hand Thread			
S5099SL2-03	C	-03	3/8 10mm
20° L/Hand Thread			

### S5132 TEE WITH LOCATING LUG

PART NO.	MATERIAL	OTR*	SPUR
 S5132-02-03	C	-02	3/8 x 24
S5132-03-03	C	-03	3/8 x 24


\*On the run

### S5135 3 WAY TEE

PART NO.	MATERIAL	OTR*	SPUR
 S5135-03	C, Z1	-03	-03
S5135-03S	C	-03	-03
Slimline			


\*On the run

### S5136 3 WAY TEE WITH LOCATING LUG

PART NO.	MATERIAL	OTR	SPUR
 S5136-03	C, Z1	-03	-03


Stepped Lug : Lug 6.00mm thick

### S5137 3 WAY TEE WITH LOCATING LUG

PART NO.	MATERIAL	OTR	SPUR
 S5137-03	C	-3	-3

Lug 16mm thick

### S5139 90° COMPACT ELBOW

PART NO.	MATERIAL	HOSE
 S5139-03S	C	-3



## Special Line Locators

### Fitting Type:

Locating Tab

### Application:

Car brakeline kits

### To Suit Hose:

600 series

**Material:** C, NY (Nylon) P, Z1

Goodridge recognises the critical nature of hydraulic brake lines, especially for street driven passenger vehicles. It can be vital that during installation, the routing of the flexible stainless braided PTFE lines follows the path of the original equipment lines. In many instances, in-line locating tabs and mounting brackets are utilised to ensure proper fitment and eliminate the threat of damage. We have recreated these locators to fit our 600-Series Hose and use them on our complete Bolt On Brake Line Kits. They have been designed to fit specific applications.

### BTL-300/310

#### LINE LOCATOR



PART NO.	MAT	APPLICATION	TO SUIT
<b>BTL-300</b>	Z1	Mazda Mitsubishi	600-03
<b>BTL-310</b>	C, Z1	Mazda Mitsubishi	600-03 Covered

17mm hex with one rounded corner

### BTL-303/313

#### LINE LOCATOR



PART NO.	MAT	APPLICATION	TO SUIT
<b>BTL-303</b>	C, Z1	Toyota	600-03
<b>BTL-313</b>	C, Z1	Toyota	600-03 Covered

Single locating tab

### BTL-304/314

#### LINE LOCATOR



PART NO.	MAT	APPLICATION	TO SUIT
<b>BTL-304</b>	C, Z1	Nissan, Gm	600-03
<b>BTL-314</b>	C, Z1	Nissan, Gm	600-03 Covered

19mm hex with Silicone insert

### BTL-305/315

#### LINE LOCATOR



PART NO.	MAT	APPLICATION	TO SUIT
<b>BTL-305</b>	C, Z1	Mazda	600-03
<b>BTL-315</b>	C, Z1	Mazda	600-03 Covered

19mm hex with Silicone insert

### BTL-306/316

#### LINE LOCATOR



PART NO.	MAT	APPLICATION	TO SUIT
<b>BTL-306</b>	Z1	Subaru	600-03
<b>BTL-316</b>	C, Z1	Subaru	600-03 Covered

19mm hex with Silicone insert

### BTL-307/317

#### LINE LOCATOR



PART NO.	MAT	APPLICATION	TO SUIT
<b>BTL-307</b>	C, Z1	Toyota	600-03
<b>BTL-317</b>	Z1	Toyota	600-03 Covered

17mm hex with opposite rounded corners

### BTL-308/318

#### LINE LOCATOR



PART NO.	MAT	APPLICATION	TO SUIT
<b>BTL-308</b>	Z1	Subaru	600-03
<b>BTL-318</b>	Z1	Subaru	600-03 Covered

17mm hex with 10mm clip groove

### BTL-301/311

#### LINE LOCATOR



PART NO.	MAT	APPLICATION	TO SUIT
<b>BTL-301NY</b>	NY	Honda, Acura, Rover, MG	600-03
<b>BTL-311NY</b>	NY	Honda, Acura, Rover, MG	600-03 Covered

Single locating tab

### BTL-302/312

#### LINE LOCATOR



PART NO.	MAT	APPLICATION	TO SUIT
<b>BTL-302NY</b>	NY	Honda, Acura, Rover, MG	600-03
<b>BTL-312NY</b>	NY	Honda, Acura, Rover, MG	600-03 Covered

Double locating tab

### BTL-322

#### LINE LOCATOR



PART NO.	MAT	APPLICATION	TO SUIT
<b>BTL-322</b>	Z1	Volkswagon Golf MK5	600-03 covered

## Banjo Bolts

### Fitting Type:

Bolt

### Application:

Brake / Clutch

### To Suit Hose:

600 series

**Material:** C, CBK, CH, D, P, Z1

### \*Anodised Aluminium Colour:

BK (Black), D (Red), DB (Red)

### Example Part No.

992-03-31DBU =

Anodised Aluminium Blue

Manufactured to exacting specifications to ensure an accurate fit to our Banjo Hose Ends every time, the Goodridge range of Banjo Bolts covers all possible applications. They are available in a wide range of materials, colours, lengths and threads.

**Long bolts are for use with 5091, 5095, 5096.**

### Under hex length:

**Short: 18mm (S)**

**Single: 20mm**

**Single Long: 25mm (L)**

**Double: 30mm**

**Double Long: 40mm (L)**

### 775 SINGLE BANJO BOLT UNF



PART NO.	MATERIAL	JIC/UNF THREAD
<b>775-02</b>	C	5/16 x 24
<b>775-03-02</b>	Z1	5/16 x 24
<b>775-03</b>	C, CBK, CH, D, Z1	3/8 x 24
<b>775-03L</b>	C, CH, D, Z1	3/8 x 24
<b>775-04</b>	C, CH, D, Z1	7/16 x 20
<b>775-04L</b>	C, Z1	7/16 x 20
<b>775-44</b>	C, CBK, CH, Z1	7/16 x 24

### 992 SINGLE BANJO BOLT METRIC



PART NO.	MATERIAL	METRIC THREAD
<b>992-02-21</b>	C	M8 x 1.00
<b>992-02-22</b>	C	M8 x 1.25
<b>992-03-21</b>	C	M8 x 1.00
<b>992-03-22</b>	C	M8 x 1.25
<b>*992-03-31</b>	C, CH, D, Z1	M10 x 1.00
<b>992-03-31L</b>	C, CH, Z1	M10 x 1.00
<b>*992-03-31S</b>	C, CBK, D, Z1	M10 x 1.00
<b>*992-03-32</b>	C, CBK, CH, D, Z1	M10 x 1.25
<b>992-03-32L</b>	Z1	M10 x 1.25
<b>992-03-35</b>	C, Z1	M10 x 1.50
<b>992-03-35L</b>	Z1	M10 x 1.50
<b>992-04-M12</b>	C, CH, D	M12 x 1.50
<b>992-04-M121</b>	D, Z1	M12 x 1.00
<b>992-04-M121S</b>	C, Z1	M12 x 1.00
<b>992-04-M122</b>	D, Z1	M12 x 1.25
<b>992-04-32</b>	C	M10 x 1.25
<b>992-04-M121SS</b>	Z1	M12 x 1.00 Extra short

### 1012 SINGLE BANJO BOLT BSP



PART NO.	MATERIAL	BSP THREAD
<b>1012-03</b>	P	1/8 BSP
<b>1012-04</b>	P	1/4 BSP

### 993 DOUBLE BANJO BOLT METRIC



PART NO.	MATERIAL	METRIC THREAD
<b>*993-03-31</b>	C, CH, D, Z1	10 x 1.00mm
<b>993-03-31L</b>	C, Z1	10 x 1.00mm
<b>*993-03-31S</b>	C, CBK, D, Z1	10 x 1.00mm 28mm U/Hex
<b>*993-03-32</b>	C, CBK, CH, D, Z1	10 x 1.25mm

### 773 DOUBLE BANJO BOLT UNF



PART NO.	MATERIAL	UNF THREAD
<b>773-03</b>	C, CH, D, Z1	3/8 x 24
<b>773-03L</b>	CH, Z1	3/8 x 24
<b>773-44</b>	CH	7/16 x 24
<b>773-44L</b>	CH	7/16 x 24

### 1013 DOUBLE BANJO BOLT BSP



PART NO.	MATERIAL	BSP THREAD
<b>1013-03</b>	P	1/8 BSP

### BL775 SINGLE BRAKELIGHT BANJO BOLT UNF



PART NO.	MATERIAL	THREAD
<b>BL775-03</b>	C	3/8 x 24
<b>BL775-44</b>	C	7/16 x 24
<b>BL775-03S</b>	C	3/8 x 24 Short

### BL992 SINGLE BRAKELIGHT BANJO BOLT METRIC



PART NO.	MATERIAL	THREAD
<b>BL992-31</b>	C	10 x 1.00mm
<b>BL992-32</b>	C	10 x 1.25mm
<b>BL992-31S</b>	C	10 x 1.00mm (18.5mm U/Hex)

### BL993 DOUBLE BRAKELIGHT BANJO BOLT METRIC



PART NO.	MATERIAL	THREAD
<b>BL993-31</b>	C	10 x 1.00mm
<b>BL993-32</b>	C	10 x 1.25mm
<b>BL993-31S</b>	C	10 x 1.00mm (28mm U/Hex)

## Bleed Nipple Banjo Bolts & Nipples

**Fitting Type:**

Bolt

**Application:**

Brake / Clutch

**To Suit Hose:**

600 series

**Material:** C, CH, P, Z1

Goodridge developed Bleed Nipple Banjo Bolts in response to concerns about the length of time required to bleed hydraulic systems. Our design allows the installer to bleed the system at the source of the problem, at the master cylinder where the air is located. Use of our proprietary design allows the installer to burp the hydraulic system, ensuring safe and efficient bleeding.

**775BN**

SINGLE BANJO BOLT WITH BLEED NIPPLE UNF



PART NO.	MATERIAL	UNF THREAD
<b>775-03BN</b>	C, CH	3/8 x 24

**992BN**

SINGLE BANJO BOLT WITH BLEED NIPPLE METRIC



PART NO.	MATERIAL	METRIC THREAD
<b>992-31BN</b>	C, CH, Z1	10 x 1.00
<b>992-31BNS</b>	C	10 x 1.00
<b>992-32BN</b>	C, CH, Z1	10 x 1.25

**773BN**

SINGLE BANJO BOLT WITH BLEED NIPPLE UNF



PART NO.	MATERIAL	UNF THREAD
<b>773-03BN</b>	C	3/8 x 24

**993BN**

BLEED NIPPLE DOUBLE BANJO BOLT METRIC



PART NO.	MATERIAL	METRIC THREAD
<b>993-31BN</b>	C, Z1	10 x 1.00
<b>993-31BNS</b>	C	10 x 1.00
<b>993-32BN</b>	C, Z1	10 x 1.25

## Bleed Nipples

**Fitting Type:**

Bleed Nipple

**Application:**

Brake systems

**To Suit Hose:**

600 series

**Material:** C, P, Z1

Goodridge provide a wide range of bleed nipples in many thread configurations to suit every common application.

**BN506**

BLEED NIPPLE UNF



PART NO.	MATERIAL	UNF THREAD
<b>BN506</b>	C, P	3/8 x 24

**BN507**

BLEED NIPPLE METRIC



PART NO.	MATERIAL	METRIC THREAD
<b>BN507</b>	C, P	7 x 1.00mm

**BN508**

BLEED NIPPLE METRIC



PART NO.	MATERIAL	METRIC THREAD
<b>BN508</b>	C	8 x 1.25mm

**BN510**

BLEED NIPPLE METRIC



PART NO.	MATERIAL	METRIC THREAD
<b>BN510</b>	C, P	10 x 1.00mm

**BN704**

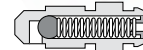
BLEED NIPPLE METRIC UNF



PART NO.	MATERIAL	UNF THREAD
<b>BN704</b>	C, P	1/4 x 28

**BNSB**

SPEED BLEEDER



cross section

PART NO.	MATERIAL	THREAD
<b>BN506PSB</b>	P	3/8 x 24
<b>BN506PSB-HD</b>	P	3/8 x 24
<b>BN507PSB</b>	P	7 x 1.00
<b>BN508PSB</b>	P	8 x 1.25
<b>BN510PSB</b>	P	10 x 1.00
<b>BN512PSB</b>	P	10 x 1.25
<b>BN561PSB</b>	P	6 x 1.00
<b>BN704PSB</b>	P	1/4 x 28

**BN-CAP**

BLEED NIPPLE CAP



PART NO.
<b>BN-CAP</b>

## Special Application Block Adaptors

**Fitting Type:**

Block Adaptor

**Application:**

Brake systems


**To Suit Hose:**

600 series

**Material:** B, C, P, Z1


Goodridge have a constantly developing range of special adaptors to ensure your brakeline kit fits correctly easily and safely. Block adaptors can be bought separately to assist you when routing your brake hose system.

**G105** BANJO ADAPTOR 90° BLOCK



PART NO.	MATERIAL	THREAD A
<b>G105-31B</b>	B	M10 x 1.00

**G105A** TEE ADAPTOR WITH -03 LEG WITH 7/16 LOCATOR HOLE



PART NO.	MATERIAL	THREAD A
<b>G105A</b>	B	3/8 x 24 Inv
<b>G105A-44</b>	B	7/16 x 24 Inv
<b>G105-31A</b>	B	M10 x 1.00 Inv

Mustang/Cherokee

**G106A** ANGLED BANJO ADAPTOR SQUARE HEAD



PART NO.	MATERIAL	HOLE SIZE
<b>G106A</b>	B	3/8
<b>G1067A</b>	B	7/16

Ford

**G115** REAR TEE BLOCK GM



PART NO.	MATERIAL	THREAD
<b>G115</b>	B	M10 x 1.00 Female 3/8 x 24 Male

Chevrolet

**G114** MAZDA MX5 REAR BLOCK



PART NO.	MATERIAL	THREAD
<b>G114</b>	P	M10 x 1.00 Femal -03 Tail

Mazda

**G116H** 90° BLOCK



PART NO.	MATERIAL	THREAD
<b>G116H</b>	C	M10 x 1.00 to M10 x 1.00 Female with locating lugs 3/8 x 24INV

Honda Civic


**SP-202** MOTORCYCLE ELBOW FEMALE CONVEX SEAT



PART NO.	MATERIAL	THREAD A
<b>SP-202</b>	C	10 x 1.00

Honda /BMW/ CBS Braking Systems

**SP-203** MOTORCYCLE TEE FEMALE CONVEX SEAT



PART NO.	MATERIAL	THREAD A
<b>SP-203</b>	C	10 x 1.00

Honda

**SP-225** T-PIECE SWAGED OTR C-CVE SEAT



PART NO.	MATERIAL	THREAD
<b>SP-225</b>	C	-03 Tails with M10 x 1.00

BMW

## 600 Series Hose (for use with Re-Usable and MP crimp fittings only)

**Application:**

Fuel, Oil, Water, Dampers

**Material / Construction:**

Outer cover Corrosion and fire resistant Stainless steel braid and a PTFE inner tube compatible with all fluids

**Optional Covering:**

Carbon look or Clear coated

**Please Note:**

Other hose sizes are available with coatings by special request.

Anti static used in sizes dash 4 upwards.



PART NO	BORE SIZE	PTFE WALL	BRAID O/D	COVER WALL	WORKING PRES		BURST PRES		WEIGHT	TEMPERATURE		MIN BEND RAD
	MM	MM	MM	MM	BAR	PSI	BAR	PSI	KG/M	MIN	MAX	MM
<b>600-04</b>	5.0	0.76	7.65	-	270	3916	810	11748	0.075	-70°C (-94°F)	260°C (500°F)	50
<b>600-05</b>	6.3	0.76	8.9	-	230	3335	690	10007	0.105	-70°C (-94°F)	260°C (500°F)	70
<b>600-05CB</b>	6.3	0.76	8.9	0.50	230	3335	690	10007	0.123	-20°C (-4°F)	85°C (185°F)	70
<b>600-05CL</b>	6.3	0.76	8.9	0.50	230	3335	690	10007	0.123	-20°C (-4°F)	85°C (185°F)	70
<b>600-06</b>	8.2	0.76	11.15	-	210	3045	630	9137	0.135	-70°C (-94°F)	260°C (500°F)	100
<b>600-08</b>	10.6	0.76	12.75	-	180	2610	540	7832	0.149	-70°C (-94°F)	260°C (500°F)	130

## Re-Usable Fittings for 600 Hose

**Fitting Type:**

Re-usable

**Application:**

Fuel, Oil, Water, Dampers

**To Suit Hose:**

600 series

**Material:** D, P, Z1

Smoothbore PTFE hose assemblies can provide the most economic, efficient and lightweight solution to Fuel and Oil transfer systems. We have developed an easy to assemble range of fittings for these applications. PTFE gives a vapour free environment where fuel lines run through the interior of the vehicle.

**5091**

STRAIGHT BANJO



PART NO.	MATERIAL	TO SUIT BOLT
5091-06	D	-06, M14
5091-08	D	-08, M22

**6001**

STRAIGHT FEMALE



PART NO.	MATERIAL	THREAD
6001-06	D, P	9/16 x 18
6001-08	D	3/4 x 16

**6045**

45° FORGED FEMALE



PART NO.	MATERIAL	THREAD
6045-06	D	9/16 x 18
6045-08	D	3/4 x 16

**6046**

45° SWEPT TUBE FEMALE



PART NO.	MATERIAL	THREAD
6046-06	D	9/16 x 18
6046-08	D	3/4 x 16

**6090**

90° FORGED FEMALE



PART NO.	MATERIAL	THREAD
6090-06	D	9/16 x 18
6090-08	D	3/4 x 16

**6091**

90° SWEPT TUBE FEMALE



PART NO.	MATERIAL	JIC/UNF THREAD
6091-06	D	9/16 x 18
6091-08	D	3/4 x 16

**6120**

120° SWEPT TUBE FEMALE



PART NO.	MATERIAL	JIC/UNF THREAD
6120-06	D	9/16 x 18
6120-08	D	3/4 x 16

## Replacement Sockets and Olives for 600 Hose

**To Suit Hose:**

600 series

**Material:** B, D

**1205**

OLIVE



PART NO.	MATERIAL
1205-06	B, D
1205-08	B, D

**1206**

SOCKET



PART NO.	MATERIAL
1206-06	D
1206-08	D

## 600 High Pressure Series (HP) (for use with HP crimp fittings only)

**Application:**

Power Steering, Hydraulic, Active Diff

**Material / Construction:**

Outer cover corrosion and fire resistant stainless steel braid with Aramid fibre braid / PTFE inner tube compatible with fluids.

Anti static used in sizes -4 to -8

an inner braid of tightly woven Aramid Fibre and an outer braid of high tensile, 304 grade stainless steel. This makes for the world's lightest and most flexible high

pressure hose, suitable for applications such as Gear Box Control Systems and Power Steering.



Goodridge high pressure hose is significantly lighter while offering superior flexibility without any compromise to operating pressure ranges. Our 600HP Series combines a smooth bore PTFE inner core with

PART NO	BORE SIZE	PTFE WALL	BRAID O/D	WORKING PRES		BURST PRES		WEIGHT	TEMPERATURE		MIN BEND RADIUS
	MM	MM	MM	BAR	PSI	BAR	PSI		KG/M	MIN	
<b>600-04HP</b>	5.1	0.76	8.9	375	5439	1500	21756	0.119	-70°C (-94°F)	260°C (500°F)	45
<b>600-06HP</b>	8.2	0.76	12.3	325	4714	1300	18855	0.164	-70°C (-94°F)	260°C (500°F)	70
<b>600-08HP</b>	10.6	0.76	14.8	250	3626	1000	14504	0.193	-70°C (-94°F)	260°C (500°F)	90

## Swage/Crimp Fittings for: 600 and 600 High Pressure Hose

**Fitting Type:**

Swage / Crimp

**Application:**

Hydraulics, Power Steering, Fuel, Oil, Water, Methanol

**To Suit Hose:**

600, 600HP

**Material:**

C, D, P, Z1

**Please Note:**

For 600 series medium pressure use medium pressure collar (CMP). For 600 series high pressure use high pressure collar (CHP).

Aluminium fittings are not recommended for use with HP hose.

This newly engineered range of Crimp Tail Hose Ends, utilises the world's strongest and lightest materials, and is designed to withstand operating conditions and working environments found in both medium and high pressure applications. The fittings are designed to work with both 600 medium pressure and 600 high pressure hose. These fittings combine precise engineering tolerances, excellent strength, durability and the lightest possible method of attachment. Available in all popular configurations, these fittings are found in world motorsport, military artillery, production automobiles and industrial machinery.

**S6091**

90° SWEPT TUBE FEMALE MEDIUM/HIGH PRESSURE



PART NO.	MATERIAL	JIC/UNF THREAD
<b>MP</b>		
<b>S6091-04_MP</b>	C, D, Z1	7/16 x 20
<b>S6091-06_MP</b>	D	9/16 x 18
<b>HP</b>		
<b>S6091-04_HP</b>	C	7/16 x 20
<b>S6091-06_HP</b>	C	9/16 x 18
<b>S6091-08_HP</b>	C	3/4 x 16

**S6120**

120° SWEPT TUBE FEMALE HIGH PRESSURE



PART NO.	MATERIAL	JIC/UNF THREAD
<b>S6120-04_HP</b>	C	7/16 x 20

**S6150**

150° SWEPT TUBE FEMALE HIGH PRESSURE



PART NO.	MATERIAL	JIC/UNF THREAD
<b>S6150-04_HP</b>	C	7/16 x 20

**S6180**

180° SWEPT TUBE HIGH PRESSURE



PART NO.	MATERIAL	THREAD
<b>S6180-04_HP</b>	C	7/16 x 20

**S5092**

BANJO WITH INTEGRAL SWIVEL TO SUIT 600 SERIES HOSE MEDIUM PRESSURE (MAX. 100 BAR)



PART NO.	MATERIAL	METRIC THREAD
<b>S5092-05-M10CSW</b>	C	10 x 1.00
<b>S5092-05-M12CSW</b>	C	12 x 1.50

FOR HIGH PRESSURE APPLICATIONS PLEASE CONTACT YOUR GOODRIDGE REPRESENTATIVE.

**S6001**

STRAIGHT FEMALE MEDIUM/HIGH PRESSURE CONCAVE



PART NO.	MATERIAL	JIC/UNF THREAD
<b>MP</b>		
<b>S6001-04_MP</b>	C, D, Z1	7/16 x 20
<b>S6001-06_MP</b>	C, D	9/16 x 18
<b>S6001-08_MP</b>	D	3/4 x 16
<b>HP</b>		
<b>S6001-04_HP</b>	C	7/16 x 20
<b>S6001-06_HP</b>	C	9/16 x 18
<b>S6001-08_HP</b>	C	3/4 x 16

**S6046**

45° SWEPT TUBE FEMALE MEDIUM/HIGH PRESSURE CONCAVE



PART NO.	MATERIAL	JIC/UNF THREAD
<b>MP</b>		
<b>S6046-04_MP</b>	C, D, Z1	7/16 x 20
<b>S6046-06_MP</b>	D	9/16 x 18
<b>HP</b>		
<b>S6046-04_HP</b>	C	7/16 x 20
<b>S6046-06_HP</b>	C	9/16 x 18
<b>S6046-08_HP</b>	C	3/4 x 16

**RC600**

COLLARS TO SUIT 600 SERIES HOSE MEDIUM PRESSURE



PART NO.	MATERIAL	TO SUIT
<b>RC600-04CMP</b>	C	600-04
<b>RC600-05CMP</b>	C	600-05
<b>RC600-06CMP</b>	C	600-06
<b>RC600-08CMP</b>	C	600-08

**RC600**

TO SUIT 600 SERIES HOSE HIGH PRESSURE



PART NO.	MATERIAL	TO SUIT
<b>RC600-04CHP</b>	C	600-04HP
<b>RC600-06CHP</b>	C	600-06HP
<b>RC600-08CHP</b>	C	600-08HP



# 05

200, 210 Series Braided  
Hose and Fittings

## 200 Series Hose

**Application:**

Fuel, Oil, Coolants, Methanol, Water

**Material / Construction:**

Integral stainless steel reinforced synthetic rubber with hi-tensile outer stainless steel braid

**Please Note:**

Not to be used for fuel use inside a cockpit.

stainless steel outer braid. 200 Series hose has the highest corrosion and fire resistance threshold of any stainless braided nitrile hose available. It can be

used with all synthetic lubricants, fuels, oils, coolants and alcohols including methanol and nitromethane. This hose is perfectly manufactured

for efficient and reliable use with 136, 1136, 236, 336 and 2776 Series Hose Ends. The traditional racing hose.



Goodridge 200 Series hose is the premier stainless steel braided nitrile hose. Designed to Goodridge's exacting specifications and exclusively manufactured for Goodridge, this hose has been supplied to motorsport racing champions for many years. 200 Hose is designed for use with a wide range of re-usable aluminium hose ends and provides essential protection and resistance to high pressure, temperature, vibration, fire risks and chafing. It is constructed of a seamless synthetic CPE inner with an integral stainless steel braid and a high tensile

PART NO	BORE SIZE		BRAID OD		WORKING PRES		BURST PRES		WEIGHT	TEMPERATURE RANGE		MIN BEND RADIUS
	MM	MM	BAR	PSI	BAR	PSI	KG/M	MIN		MAX		
<b>200-04</b>	5.56	11.13	69	1000	414	6000	0.167	-46°C (-51°F)	150°C (302°F)	50.80		
<b>200-05</b>	6.25	12.50	69	1000	414	6000	0.184	-46°C (-51°F)	150°C (302°F)	56.25		
<b>200-06</b>	8.73	13.89	69	1000	414	6000	0.201	-46°C (-51°F)	150°C (302°F)	63.50		
<b>200-08</b>	11.12	16.28	69	1000	345	5000	0.271	-46°C (-51°F)	150°C (302°F)	88.90		
<b>200-10</b>	14.27	20.24	69	1000	345	5000	0.348	-46°C (-51°F)	150°C (302°F)	101.60		
<b>200-12</b>	17.47	23.82	69	1000	275	4000	0.421	-46°C (-51°F)	150°C (302°F)	114.30		
<b>200-16</b>	22.22	29.36	52	750	172	2500	0.552	-46°C (-51°F)	150°C (302°F)	139.70		

## 210 Series Hose

**Application:**

Fuel, Oil, Coolants, Methanol, Water

**Material / Construction:**

Integral stainless steel reinforced synthetic rubber with lightweight outer fibre braid

**Please Note:**

Not to be used for fuel use inside a cockpit.

210 series is a new development, based on the conventional 200 series stainless steel braided Nitrile hose, widely used in all forms of racing. The 210 series has a lightweight fibre braid, with high abrasion resistance, and is ideal for breather hoses, or oil and water circuits. It is the perfect solution as a lightweight alternative to 200 series, where the robust stainless steel braid is not necessary, and weight saving is paramount

used with all synthetic lubricants, fuels, oils, coolants and alcohols including methanol and nitromethane. This hose is perfectly manufactured

for efficient and reliable use with 136, 1136, 236, 336 and 2776 Series Hose Ends. The traditional racing hose.



PART NO	BORE SIZE		BRAID OD		WORKING PRES		BURST PRES		WEIGHT	TEMPERATURE RANGE		MIN BEND RADIUS
	MM	MM	BAR	PSI	BAR	PSI	KG/M	MIN		MAX		
<b>210-04</b>	5.56	11.17	34	500	138	2000	0.112	-40°C (-40°F)	148.9°C (300°F)	50.8		
<b>210-06</b>	8.71	14.22	34	500	138	2000	0.141	-40°C (-40°F)	148.9°C (300°F)	63.5		
<b>210-08</b>	11.13	17.02	34	500	138	2000	0.179	-40°C (-40°F)	148.9°C (300°F)	88.9		
<b>210-10</b>	14.29	20.83	34	500	138	2000	0.231	-40°C (-40°F)	148.9°C (300°F)	101.6		
<b>210-12</b>	17.46	24.38	24	350	97	1400	0.372	-40°C (-40°F)	148.9°C (300°F)	114.3		
<b>210-16</b>	22.23	29.21	24	350	97	1400	0.476	-40°C (40°F)	148.9°C (300°F)	139.7		



## 1136/236 JIC Alloy Hose Fittings for: 200, 210 Series Hose

**Fitting Type:**

Cutter-style Re-Usable

**Application:**

Fuel, Oil, Coolants, Methanol, Water

**To Suit Hose:**


200, 210

**Material: D**


D = Red and Blue

The most comprehensive range of lightweight, re-usable alloy hose ends precisely engineered to fit our 200, 210 Series Hose. Our Aerospace standard Triple Seal/Double O-ring nitrile, cutter design ensures a secure, leak free connection every time. All 236 and 336 Series Hose Ends allow for all time alignment with their 360-degree swivel ends. The 336 Series has forged style bodies, offering that added measure of strength. They are available in bright anodised red and blue.


### 236-01 STRAIGHT FEMALE

	PART NO.	TO SUIT HOSE	JIC/UNF THREAD
	<b>1136-0104</b>	200-04	7/16 x 20
	<b>236-0106</b>	200-06	9/16 x 18
	<b>236-0108</b>	200-08	3/4 x 16
	<b>236-0110</b>	200-10	7/8 x 14
	<b>236-0112</b>	200-12	1 1/16 x 12
	<b>236-0116</b>	200-16	1 5/16 x 12


### 236-30 30° FEMALE SWEEP TUBE

	PART NO.	TO SUIT HOSE	JIC/UNF THREAD
	<b>236-3106</b>	200-06	9/16 x 18
	<b>236-3108</b>	200-08	3/4 x 16
	<b>236-3110</b>	200-10	7/8 x 14
	<b>236-3112</b>	200-12	1 1/16 x 12
	<b>236-3116</b>	200-16	1 5/16 x 12


### 236-45 45° FEMALE SWEEP TUBE

	PART NO.	TO SUIT HOSE	JIC/UNF THREAD
	<b>1136-4504</b>	200-04	7/16 x 20
	<b>236-4506</b>	200-06	9/16 x 18
	<b>236-4508</b>	200-08	3/4 x 16
	<b>236-4510</b>	200-10	7/8 x 14
	<b>236-4512</b>	200-12	1 1/16 x 12
	<b>236-4516</b>	200-16	1 5/16 x 12


### 236-60 60° FEMALE SWEEP TUBE

	PART NO.	TO SUIT HOSE	JIC/UNF THREAD
	<b>236-6106</b>	200-06	9/16 x 18
	<b>236-6108</b>	200-08	3/4 x 16
	<b>236-6110</b>	200-10	7/8 x 14
	<b>236-6112</b>	200-12	1 1/16 x 12
	<b>236-6116</b>	200-16	1 5/16 x 12


### 236-90 90° FEMALE SWEEP TUBE

	PART NO.	TO SUIT HOSE	JIC/UNF THREAD
	<b>1136-9004</b>	200-04	7/16 x 20
	<b>236-9006</b>	200-06	9/16 x 18
	<b>236-9008</b>	200-08	3/4 x 16
	<b>236-9010</b>	200-10	7/8 x 14
	<b>236-9012</b>	200-12	1 1/16 x 12
	<b>236-9016</b>	200-16	1 5/16 x 12


### 236-120 120° FEMALE SWEEP TUBE

	PART NO.	TO SUIT HOSE	JIC/UNF THREAD
	<b>236-12006</b>	200-06	9/16 x 18
	<b>236-12008</b>	200-08	3/4 x 16
	<b>236-12010</b>	200-10	7/8 x 14
	<b>236-12012</b>	200-12	1 1/16 x 12
	<b>236-12016</b>	200-16	1 5/16 x 12

### 236-150 150° FEMALE SWEEP TUBE

	PART NO.	TO SUIT HOSE	JIC/UNF THREAD
	<b>236-15006</b>	200-06	9/16 x 18
	<b>236-15008</b>	200-08	3/4 x 16
	<b>236-15010</b>	200-10	7/8 x 14
	<b>236-15012</b>	200-12	1 1/16 x 12
	<b>236-15016</b>	200-16	1 5/16 x 12

### 236-180 180° FEMALE SWEEP TUBE

	PART NO.	TO SUIT HOSE	JIC/UNF THREAD
	<b>236-18006</b>	200-06	9/16 x 18
	<b>236-18008</b>	200-08	3/4 x 16
	<b>236-18010</b>	200-10	7/8 x 14
	<b>236-18012</b>	200-12	1 1/16 x 12
	<b>236-18016</b>	200-16	1 5/16 x 12

## 336 Forged Fittings for 200, 210 Hose

**Fitting Type:**

Cutter-style Re-Usable

**Application:**

Fuel, Oil, Coolants, Methanol, Water

**To Suit Hose:**


200, 210

**Material: D**


D = Red and Blue

Forged fittings offer extra strength and low profile for difficult and restricted locations.

### 336-45 45° FEMALE FORGED ELBOW

	PART NO.	TO SUIT HOSE	JIC/UNF THREAD
	<b>336-4506</b>	200-06	9/16 x 18
	<b>336-4508</b>	200-08	3/4 x 16
	<b>336-4510</b>	200-10	7/8 x 14
	<b>336-4512</b>	200-12	1 1/16 x 12

### 336-90 90° FEMALE FORGED ELBOW

	PART NO.	TO SUIT HOSE	JIC/UNF THREAD
	<b>336-9006</b>	200-06	9/16 x 18
	<b>336-9008</b>	200-08	3/4 x 16
	<b>336-9010</b>	200-10	7/8 x 14
	<b>336-9012</b>	200-12	1 1/16 x 12

## 236BK JIC Alloy Hose Fittings for: 200, 210 Series Hose

**Fitting Type:**

Cutter-style Re-usable

**Application:**

Fuel, Oil, Coolants, Methanol, Water

**To Suit Hose:**

200, 210

**Material:** D

BK = Black

**236-45**

45° FEMALE SWEPT TUBE



PART NO.	TO SUIT HOSE	JIC/UNF THREAD
<b>236-4506BK</b>	200-06	9/16 x 18
<b>236-4508BK</b>	200-08	3/4 x 16
<b>236-4510BK</b>	200-10	7/8 x 14
<b>236-4512BK</b>	200-12	1 1/16 x 12

**236-01**

STRAIGHT FEMALE



PART NO.	TO SUIT HOSE	JIC/UNF THREAD
<b>236-0106BK</b>	200-06	9/16 x 18
<b>236-0108BK</b>	200-08	3/4 x 16
<b>236-0110BK</b>	200-10	7/8 x 14
<b>236-0112BK</b>	200-12	1 1/16 x 12

**236-90**

90° FEMALE SWEPT TUBE



PART NO.	TO SUIT HOSE	JIC/UNF THREAD
<b>236-9006BK</b>	200-06	9/16 x 18
<b>236-9008BK</b>	200-08	3/4 x 16
<b>236-9010BK</b>	200-10	7/8 x 14
<b>236-9012BK</b>	200-12	1 1/16 x 12

## Carburettor Hose Fittings for: 200, 210 Series Hose

**Fitting Type:**

Cutter-style Re-Usable

**Application:**

Holley, Dellorto and Weber carburetor fittings

**To Suit Hose:** 200, 210

**Material:** D

D = Red and Blue

**2776-1106**

BANJO TO HOSE END



PART NO.	MATERIAL
<b>2776-1106</b>	D

**2776-06-M12D**

BANJO BOLT FOR WEBER CARBURETOR



PART NO.	MATERIAL	JIC/UNF THREAD
<b>2776-06-M12D</b>	D	M12 x 1.50

Stepped banjo bolt requires CW901-M16 washer (see Ancillary section)

**2776-2106**

BANJO TO HOSE CONNECTION



PART NO.	MATERIAL
<b>2776-2106</b>	D

**2776-06-M122D**

BANJO BOLT FOR DELLORTO CARBURETOR



PART NO.	MATERIAL	JIC/UNF THREAD
<b>2776-06-M122D</b>	D	M12 x 1.25

Stepped banjo bolt requires CW901-M16 washer (see Ancillary section)

**2776-3106**

BANJO TO HOSE END TO MALE ON RUN



PART NO.	MATERIAL	JIC/UNF THREAD
<b>2776-3106</b>	D	9/16 x 18

## 202 Hose

**Application :**  
Fuel, Oil, Coolants, Methanol, Water

**Material / Construction:**  
Stainless steel braided rubber hose

**Please Note:**  
Not designed to be used with push fit fittings.

202 Hose is a single braid hose for stand pipe applications. Use with 936 hose finishers or hose clips 202 hose offers quality and appearance at affordable cost.



PART NO	BORE SIZE	BRAID OD	MIN BEND RADIUS	WORKING PRESSURE		BURST PRESSURE	
	MM	MM	MM	BAR	PSI	BAR	PSI
<b>202-04</b>	6.70	13	38	63	913	350	5076
<b>202-05</b>	7.90	14.5	45	63	913	350	5076
<b>202-06</b>	9.5	15.5	53	63	913	350	5076

## Hose Finisher for No -Thread Applications of 200, 202, 210 & 536/TF-TU25 Hoses

**Application:**  
Fuel, Oil, Coolants, Water

**Material / Construction:**  
Anodised Aluminium with stainless steel gear drive clamp

**\*Anodised Aluminium Colour:**  
 Chrome      **DCH**  
 Blue         **DBU**  
 Red          **DR**

When your hoses are not exposed to pressures or working environments that demand our race ready 236 or 336 Series Hose Ends our hose finishers are just what you need. These 936-Series Hose Finishers hide a 100% stainless steel Gear Drive Hose Clamp, giving the look of racing fittings at an affordable price. They are the perfect finishing touch to a fully dressed engine.

### 936



### RED HOSE FINISHER

PART NO.	200/210 HOSE	202 HOSE	TF-TU25 HOSE
<b>936-04DR</b>	-4 & -5	-4	
<b>936-06DR</b>	-6 & -7	-5 & -6	-4
<b>936-08DR</b>	-8		-6
<b>936-10DR</b>	-10		-8
<b>936-12DR</b>	-12		-10
<b>936-16DR</b>	-16		

### 936

### BLUE HOSE FINISHER



PART NO.	200/210 HOSE	202 HOSE	TF-TU25 HOSE
<b>936-04DB</b>	-4 & -5	-4	
<b>936-06DB</b>	-6 & -7	-5 & -6	-4
<b>936-08DB</b>	-8		-6
<b>936-10DB</b>	-10		-8
<b>936-12DB</b>	-12		-10
<b>936-16DB</b>	-16		

### 936

### SILVER HOSE FINISHER



PART NO.	200/210 HOSE	202 HOSE	TF-TU25 HOSE
<b>936-04DCH</b>	-4 & -5	-4	
<b>936-06DCH</b>	-6 & -7	-5 & -6	-4
<b>936-08DCH</b>	-8		-6
<b>936-10DCH</b>	-10		-8
<b>936-12DCH</b>	-12		-10
<b>936-16DCH</b>	-16		



# 06

TF-TU25, 536 Push Fit Hose and Fittings

## 536 Hose

**Application:**

\*Fuel, Oil, Coolants, Air, Water

**Material / Construction:**

Textile reinforced rubber with elastomer cover

**Temperature Range:**

-40°C (-40°F) to 100°C (212°F)

**Please Note:**

\*NOT suitable for all fuel types.

Please contact Goodridge

Goodridge Push Fit 536 Series Hose is an exclusive product manufactured with a special reinforced internal textile braiding and blue and black elastomer cover. This high quality hose is designed for use in lower pressure applications with our new range of

536 Series Push Fit Hose Ends. When the superior performance of stainless braided nitrile hose is not required, Push Fit is an excellent choice offering high quality, reliability, durability and affordability. (not recommended for suction systems)



PART NO	BORE SIZE		BRAID O/D		WORK PRES		BURST PRES		WEIGHT	MIN BEND RADIUS
	MM	MM	MM	MM	PSI	BAR	PSI	BAR	KG/M	MM
<b>536-04</b>	6.35	12.70	12.70	12.70	246	17	1000	69	0.10	76.20
<b>536-06</b>	9.52	15.87	15.87	15.87	246	17	1000	69	0.16	76.20
<b>536-08</b>	12.70	19.05	19.05	19.05	246	17	1000	69	0.22	127.00
<b>536-10</b>	15.87	23.00	23.00	23.00	246	17	1000	69	0.30	152.40
<b>536-12</b>	19.05	26.19	26.19	26.19	246	17	1000	69	0.36	177.80

## 536B Hose

**Application:**

\*Fuel, Oil, Coolants, Air, Water

**Material / Construction:**

Textile reinforced rubber with elastomer cover

**Temperature Range:**

-40°C (-40°F) to 100°C (212°F)

**Please Note:**

\*NOT suitable for all fuel types.

Please contact Goodridge

Goodridge Push Fit 536 Series Hose is an exclusive product manufactured with a special reinforced internal textile braiding and blue and black elastomer cover. This high quality hose is designed for use in lower pressure applications with our new range of

536 Series Push Fit Hose Ends. When the superior performance of stainless braided nitrile hose is not required, Push Fit is an excellent choice offering high quality, reliability, durability and affordability. (not recommended for suction systems)



PART NO	BORE SIZE		BRAID O/D		WORK PRES		BURST PRES		WEIGHT	MIN BEND RADIUS
	MM	MM	MM	MM	PSI	BAR	PSI	BAR	KG/M	MM
<b>536-04B</b>	6.35	12.70	12.70	12.70	246	17	1000	69	0.10	76.20
<b>536-06B</b>	9.52	15.87	15.87	15.87	246	17	1000	69	0.16	76.20
<b>536-08B</b>	12.70	19.05	19.05	19.05	246	17	1000	69	0.22	127.00
<b>536-10B</b>	15.87	23.00	23.00	23.00	246	17	1000	69	0.30	152.40
<b>536-12B</b>	19.05	26.19	26.19	26.19	246	17	1000	69	0.36	177.80

## TF-TU25 Hose

**Application:**

Fuel, Oil, Coolants, Air, Water

**Material / Construction:**

Cotton reinforced rubber compound inner with synthetic rubber outer

**Temperature Range:**

-40°C (-40°F) to 80°C (176°F) continuously, -40°C (-40°F) to 120°C (248°F) intermittently

Our TF-TU25 Hose can be used for automotive applications where the superior performance of more sophisticated hose is not required, but reliability is just as important. A high quality and useful lower pressure hose for use with

steel or alloy fittings, TF-TU25 Series Hose is constructed of a synthetic rubber outer cover with an oil resisting seamless rubber compound inner with a cotton reinforcement.

TF-TU25 Series Hose is compatible with fuels, oils, coolants and hydraulic fluids. Conforms to SAE 100 R6.



PART NO	BORE SIZE	PTFE WALL	HOSE O/D	WORKING PRES		BURST PRES		WEIGHT	MIN BEND RADIUS
	MM	MM	MM	BAR	PSI	BAR	PSI	KG/M	MM
<b>TF-TU25-04</b>	6.00	4.00	14.00	25	362	79	1145	.15	40
<b>TF-TU25-06</b>	10.00	4.00	18.00	25	362	79	1145	.25	60
<b>TF-TU25-08</b>	13.00	4.00	21.00	25	362	79	1145	.30	80
<b>TF-TU25-10</b>	16.00	4.00	25.00	25	362	79	1145	.40	100

## JIC/UNF Push Fit Hose Fittings for 536 Hose

**Fitting Type:**

Push Fit

**Application:**

Fuel, Oil, Water, Air, Coolants

**To Suit Hose:**

536

**Material:** D

**Colour:** BU = Blue

A complete range of 536 Series Push Fit Hose Ends have been designed and manufactured to match our 536 Series Hose. All 536 Series Push Fit Hose Ends are manufactured to the same high standards as our Red and Blue alloy hose ends. The Goodridge developed Sure Lock barbed end securely locks into the hose, giving a cost effective, safe and reliable connection. Once pushed on you will have to cut it off. Great for all low pressure applications and breathers.

**536-01**

STRAIGHT FEMALE CONCAVE SEAT



PART NO.	TO SUIT	JIC/UNF THREAD
<b>536-0104</b>	536-04	7/16 x 20
<b>536-0106</b>	536-06	9/16 x 18
<b>536-0108</b>	536-08	3/4 x 16
<b>536-0110</b>	536-10	7/8 x 14
<b>536-0112</b>	536-12	1 1/16 x 12

**536-45**

45° SWEPT TUBE FEMALE CONCAVE SEAT



PART NO.	TO SUIT	JIC/UNF THREAD
<b>536-4504</b>	536-04	7/16 x 20
<b>536-4506</b>	536-06	9/16 x 18
<b>536-4508</b>	536-08	3/4 x 16
<b>536-4510</b>	536-10	7/8 x 14
<b>536-4512</b>	536-12	1 1/16 x 12

**536-90**

90° SWEPT TUBE FEMALE CONCAVE SEAT



PART NO.	TO SUIT	JIC/UNF THREAD
<b>536-9004</b>	536-04	7/16 x 20
<b>536-9006</b>	536-06	9/16 x 18
<b>536-9008</b>	536-08	3/4 x 16
<b>536-9010</b>	536-10	7/8 x 14
<b>536-9012</b>	536-12	1 1/16 x 12

**536-120**

120° SWEPT TUBE FEMALE CONCAVE SEAT



PART NO.	TO SUIT	JIC/UNF THREAD
<b>536-12004</b>	536-04	7/16 x 20
<b>536-12006</b>	536-06	9/16 x 18
<b>536-12008</b>	536-08	3/4 x 16
<b>536-12010</b>	536-10	7/8 x 14
<b>536-12012</b>	536-12	1 1/16 x 12

**536-150**

150° SWEPT TUBE FEMALE CONCAVE SEAT



PART NO.	TO SUIT	JIC/UNF THREAD
<b>536-15004</b>	536-04	7/16 x 20
<b>536-15006</b>	536-06	9/16 x 18
<b>536-15008</b>	536-08	3/4 x 16
<b>536-15010</b>	536-10	7/8 x 14
<b>536-15012</b>	536-12	1 1/16 x 12

**536-180**

180° SWEPT TUBE FEMALE CONCAVE SEAT



PART NO.	TO SUIT	JIC/UNF THREAD
<b>536-18004</b>	536-04	7/16 x 20
<b>536-18006</b>	536-06	9/16 x 18
<b>536-18008</b>	536-08	3/4 x 16
<b>536-18010</b>	536-10	7/8 x 14
<b>536-18012</b>	536-12	1 1/16 x 12

## JIC/UNF Push Fit Hose Fittings for 536 Hose

**Fitting Type:**

Push Fit

**Application:**

Fuel, Oil, Water, Air, Coolants

**To Suit Hose:**

536

**Material:** D

**Colour:** BK = Black

A complete range of 536 Series Push Fit Hose Ends have been designed and manufactured to match our 536 Series Hose. All 536 Series Push Fit Hose Ends are manufactured to the same high standards as our Red and Blue alloy hose ends. The Goodridge developed Sure Lock barbed end securely locks into the hose, giving a cost effective, safe and reliable connection. Once pushed on you will have to cut it off. Great for all low pressure applications and breathers.

**536-01** STRAIGHT FEMALE CONCAVE SEAT



PART NO.	TO SUIT	JIC/UNF THREAD
<b>536-0106BK</b>	536-06	9/16 x 18
<b>536-0108BK</b>	536-08	3/4 x 16
<b>536-0110BK</b>	536-10	7/8 x 14
<b>536-0112BK</b>	536-12	1 1/16 x 12

**536-45** 45° SWEPT TUBE FEMALE CONCAVE SEAT



PART NO.	TO SUIT	JIC/UNF THREAD
<b>536-4506BK</b>	536-06	9/16 x 18
<b>536-4508BK</b>	536-08	3/4 x 16
<b>536-4510BK</b>	536-10	7/8 x 14
<b>536-4512BK</b>	536-12	1 1/16 x 12

**536-90** 90° SWEPT TUBE FEMALE CONCAVE SEAT



PART NO.	TO SUIT	JIC/UNF THREAD
<b>536-9006BK</b>	536-06	9/16 x 18
<b>536-9008BK</b>	536-08	3/4 x 16
<b>536-9010BK</b>	536-10	7/8 x 14
<b>536-9012BK</b>	536-12	1 1/16 x 12

**536-120** 120° SWEPT TUBE FEMALE CONCAVE SEAT



PART NO.	TO SUIT	JIC/UNF THREAD
<b>536-12006BK</b>	536-06	9/16 x 18
<b>536-12008BK</b>	536-08	3/4 x 16
<b>536-12010BK</b>	536-10	7/8 x 14
<b>536-12012BK</b>	536-12	1 1/16 x 12

**536-150** 150° SWEPT TUBE FEMALE CONCAVE SEAT



PART NO.	TO SUIT	JIC/UNF THREAD
<b>536-15006BK</b>	536-06	9/16 x 18
<b>536-15008BK</b>	536-08	3/4 x 16
<b>536-15010BK</b>	536-10	7/8 x 14
<b>536-15012BK</b>	536-12	1 1/16 x 12

**536-180** 180° SWEPT TUBE FEMALE CONCAVE SEAT



PART NO.	TO SUIT	JIC/UNF THREAD
<b>536-18006BK</b>	536-06	9/16 x 18
<b>536-18008BK</b>	536-08	3/4 x 16
<b>536-18010BK</b>	536-10	7/8 x 14
<b>536-18012BK</b>	536-12	1 1/16 x 12



# 07

## Hardline and Fittings



## Hardline Stainless Steel 836 Tube & Fittings

**Application:**

Perfect for brake and clutch systems, and other high pressure applications.

**Material / Construction:** Seamless stainless steel tube.

**Please Note:**

Supplied in multiples of 3 metres.  
Hardline - Flexible Special Assemblies can be custom made to order.

When the strength and rigidity of a hardline is required in a high pressure application, look to our HL836 Series. The perfect compliment to our existing ranges of flexible hose and fittings. Use with our range of female and male pipe nuts. Constructed of cold drawn seamless stainless steel, our HL836

Series Hardline gives consistent flares and non-collapsing bends. Aircraft spec flaring tool available to allow you to flare your own tube.



PART NO	BORE SIZE	WALL THICKNESS	OUTER DIAMETER	WORKING PRESSURE		BURST PRESSURE		WEIGHT	MIN BEND RADIUS
	MM	MM	MM	BAR	PSI	BAR	PSI	KG/M	MM
<b>HL836-03C</b>	3.36	0.72	4.8	350	5076	1050	15228	0.071	15.00

## Hardline Fittings

**Fitting Type:**

Hardline Tube Nut

**Application:**

Brake/Clutch

**To Suit:**

Hardline Stainless Steel Tube

**Material:** C, P

**AN818**

FEMALE TUBE NUT (TO BE USED WITH 819)



PART NO.	MATERIAL	THREAD
<b>AN818-03</b>	C	3/8 x 24
<b>818-31</b>	C	10 x 1.0mm

**AN819**

TUBE SLEEVE (TO BE USED WITH 818)



PART NO.	MATERIAL
<b>AN819-03</b>	C

**N8000**

MALE TUBE NUT



PART NO.	MATERIAL	THREAD
<b>N8401</b>	P	M10 x 1.0mm short
<b>N8402</b>	P	M10 x 1.0mm long
<b>N8412</b>	P	M12 x 1.0mm
<b>N8426</b>	C, P	3/8 x 24
<b>N8462</b>	P	7/16 x 20

**N1400**

FEMALE TUBE NUT



PART NO.	MATERIAL	THREAD
<b>N1401</b>	P	M10 x 1.0mm female
<b>N1406</b>	P	3/8 x 24 female
<b>N1460</b>	P	7/16 x 20 female

## Hardline Aluminium HL836 Tube and Re-Usable Aluminium Fittings

**Application:**

Airjack, Fuel, Oil, Water

**Material / Construction:**

Aluminium tube with a Polyamide coating

**Please Note:**

Supplied in multiples of 4 metres.

Goodridge offer the ultimate lightweight hardline solution, using Hycot® Aluminium tube with a range of compatible Goodridge aluminium fittings. The Hycot® tube provides the strength and rigidity of hard tube that can be bent to suit the installation. Constructed of a precision-drawn aluminium tube with a polyamide

coating, Hycot® hardline combines exceptional performance and weight-saving, with formability, strength and corrosion-resistance. HL836 series Hycot® aluminium tube is ideal for the transport of fuel, oil, air and water, covering a wide range of automotive and racing applications, including

airjacks. Our fitting design does not require the tube to be flared, and we offer a range of banjo, tee-piece, male and female fittings to ease the installation of the most complex systems, in tight environments.



PART NO	BORE SIZE	WALL THICKNESS	OUTER DIAMETER	WORKING PRES		BURST PRES		WEIGHT	MIN BEND RADIUS
	MM	MM	MM	BAR	PSI	BAR	PSI	KG/M	MM
<b>HL836-04D</b>	6.0	1.00	8.00	95	1378	290	4206	0.059	15.00
<b>HL836-06D</b>	8.0	1.00	10.00	95	1378	290	4206	0.095	15.00

## Aluminium Hardline Fittings 04/06D - Continued overleaf

**Fitting Type:**

Re-Usable tube connectors

**To Suit Hose:**

HL836 Aluminium Tube

**Material:** D

**HL811** COUPLER



PART NO.	TUBE SIZE
<b>HL811-06D</b>	-6

**HL821** STRAIGHT FEMALE SWIVEL



PART NO.	TUBE SIZE	JIC/UNF THREAD
<b>HL821-04D</b>	-4	7/16 x 20
<b>HL821-0406D</b>	-4	9/16 x 18
<b>HL821-06D</b>	-6	9/16 x 18

**HL831** STRAIGHT MALE



PART NO.	TUBE SIZE	JIC/UNF THREAD
<b>HL831-0406D</b>	-4	9/16 x 18
<b>HL831-06D</b>	-6	9/16 x 18

**HL841** STRAIGHT MALE BULKHEAD



PART NO.	TUBE SIZE	JIC/UNF THREAD
<b>HL841-06D</b>	-6	9/16 x 18

**HL822** 45° FEMALE SWIVEL



PART NO.	TUBE SIZE	JIC/UNF THREAD
<b>HL822-06D</b>	-6	9/16 x 18

**HL823** 90° FEMALE SWIVEL



PART NO.	TUBE SIZE	JIC/UNF THREAD
<b>HL823-04D</b>	-4	7/16 x 20
<b>HL823-0406D</b>	-4	9/16 x 18
<b>HL823-06D</b>	-6	9/16 x 18

**HL843** 90° MALE BULKHEAD



PART NO.	TUBE SIZE	JIC/UNF THREAD
<b>HL843-06D</b>	-6	9/16 x 18

**HL837** 45° MALE BULKHEAD



PART NO.	TUBE SIZE	JIC/UNF THREAD
<b>HL837-06D</b>	-6	9/16 x 18

**HL814** TEE PIECE



PART NO.	TUBE SIZE
<b>HL814-06D</b>	-6

## Aluminium Hardline Fittings 04/06D

**Fitting Type:**

Re-usable tube connectors

**To Suit Hose:**

HL836 Aluminium Tube

**Material:** D

**HL824** TEE PIECE WITH FEMALE SWIVEL ON THE RUN



PART NO.	TUBE SIZE	JIC/UNF THREAD
<b>HL824-06D</b>	-6	9/16 x 18

**HL854** TEE PIECE WITH FEMALE SWIVEL ON LEG



PART NO.	TUBE SIZE	JIC/UNF THREAD
<b>HL854-06D</b>	-6	9/16 x 18

**HL591** STRAIGHT BANJO



PART NO.	OD	HOLE SIZE	BOLT SIZE
<b>HL591-06D</b>	-6	14.29	9/16 x 18

**1209** REPLACEMENT OLIVE



PART NO.	TO SUIT
<b>1209-04</b>	-04
<b>1209-06</b>	-06

**1210** REPLACEMENT SOCKET



PART NO.	TO SUIT
<b>1210-04</b>	-04
<b>1210-06</b>	-06





# 08

## Adaptors



### Product Update:

Throughout 2016 we will be introducing a new OEM grade plating which will supersede our traditional zinc plated parts.

This new plating has been developed in partnership with our major OEM customers to offer the best corrosion protection available within our industry (tested for a minimum of 1,000 hours in a salt spray environment).

Our traditional "P" suffix will be replaced with a "Z1" suffix to denote the new improved plating. If you have any further questions please contact your Goodridge representative for further details.

## Adaptors

Our international position allows us to offer the worlds widest and most diverse range of AN's and adaptors at economic prices. Whether it is a true AN or a metric adaptor, Goodridge provides the natural link from one thread to another. All Goodridge adaptors are manufactured to the highest possible

specifications, metric adaptors meet the ISO specification, other adaptors are manufactured to the correct AN specification where such a specification exists.

## JIC to JIC Equal Thread

**Fitting Type:** Adaptor  
**Material:** C, CH, D, P, Z1

**Please Note:**  
When ordering parts available in steel or stainless, please remove "AN" prefix.  
**Example Part No.**  
AN804-03D = Aluminium  
804-03C = Stainless Steel

### AN804 BULKHEAD TEE ON RUN



PART NO.	MATERIAL	JIC/UNF THREAD
AN804-03	C, D	3/8 x 24
AN804-04	D	7/16 x 20
AN804-06	D	9/16 x 18
AN804-08	D	3/4 x 16

### AN806 PLUG



PART NO.	MATERIAL	JIC/UNF THREAD
AN806-02	D	5/16 x 24
AN806-03	D, P	3/8 x 24
AN806-04	D	7/16 x 20
AN806-05	D	1/2 x 20
AN806-06	D	9/16 x 18
AN806-08	D	3/4 x 16
AN806-10	D	7/8 x 14
AN806-12	D	1 1/16 x 12
AN806-16	D	1 5/16 x 12

### AN814 PORT PLUG



PART NO.	MATERIAL	JIC/UNF THREAD
AN814-03	D	3/8 x 24
AN814-04	D	7/16 x 20
AN814-06	D	9/16 x 18
AN814-08	D	3/4 x 16
AN814-10	D	7/8 x 14

### AN814SD PORT PLUG WITH SOCKET HEX (O RING)



PART NO.	MATERIAL	JIC/UNF THREAD
AN814-03S	D	3/8 x 24
AN814-04S	D	7/16 x 20
AN814-06S	D	9/16 x 18

### AN815 EQUAL MALE



PART NO.	MATERIAL	JIC/UNF THREAD
AN815-02	C	5/16 x 24
AN815-03	C, CH, D, P	3/8 x 24
AN815-03V	C, CH, P	3/8 x 24
AN815-04	C, D, P	7/16 x 20
AN815-06	D, P	9/16 x 18
AN815-08	D, P	3/4 x 16
AN815-10	D, P	7/8 x 14
AN815-12	D, P	1 1/16 x 12
AN815-16	D, P	1 5/16 x 12

### AN818 TUBE NUT



PART NO.	MATERIAL	JIC/UNF THREAD
AN818-03	D	3/8 x 24
AN818-04	D	7/16 x 20
AN818-06	D	9/16 x 18
AN818-08	D	3/4 x 16
AN818-10	D	7/8 x 14
AN818-12	D	1 1/16 x 12
AN818-16	D	1 5/16 x 12

### AN819 TUBE SLEEVE




PART NO.	MATERIAL	APPLICATION
AN819-03	C, D	For use with 818
AN819-04	D	For use with 818
AN819-06	D	For use with 818
AN819-08	D	For use with 818
AN819-10	D	For use with 818
AN819-12	D	For use with 818
AN819-16	D	For use with 818


### AN821 90° ELBOW MALE





PART NO.	MATERIAL	JIC/UNF THREAD
AN821-03	C, D	3/8 x 24
AN821-04	D	7/16 x 20
AN821-06	D	9/16 x 18
AN821-08	D	3/4 x 16
AN821-10	D	7/8 x 14
AN821-12	D	1 1/16 x 12
AN821-16	D	1 5/16 x 12


## JIC to JIC Equal Thread


AN824		MALE TEE	
PART NO.	MATERIAL	JIC/UNF THREAD	
	AN824-03	C, D, CH,P	3/8 x 24
	AN824-04	C, D, P,	7/16 x 20
	AN824-06	D	9/16 x 18
	AN824-08	D	3/4 x 16
	AN824-10	D	7/8 x 14
	AN824-12	D	1 1/16 x 12
	AN824-16	D	1 5/16 x 12


AN827		MALE TEE	
PART NO.	MATERIAL	JIC/UNF THREAD	
	AN827-04	D	7/16 x 20
	AN827-06	D	9/16 x 18


AN832		MALE BULKHEAD	
PART NO.	MATERIAL	JIC/UNF THREAD	
	AN832-03	C, D, P	3/8 x 24
	AN832-04	C, D, P	7/16 x 20
	AN832-06	D	9/16 x 18
	AN832-08	D	3/4 x 16
	AN832-10	D	7/8 x 14
	AN832-12	D, P	1 1/16 x 12
	AN832-16	D	1 5/16 x 12


AN833		90° MALE BULKHEAD	
PART NO.	MATERIAL	JIC/UNF THREAD	
	AN833-03	C, D, P	3/8 x 24
	AN833-04	C, D, P	7/16 x 20
	AN833-06	C, D	9/16 x 18
	AN833-08	D	3/4 x 16
	AN833-10	D	7/8 x 14
	AN833-12	D	1 1/16 x 12
	AN833-16	D	1 5/16 x 12


AN834		MALE BULKHEAD TEE	
PART NO.	MATERIAL	JIC/UNF THREAD	
	AN834-03	C, D, P	3/8 x 24
	AN834-04	D	7/16 x 20
	AN834-06	D	9/16 x 18
	AN834-08	D	3/4 x 16


AN837		45° MALE BULKHEAD	
PART NO.	MATERIAL	JIC/UNF THREAD	
	AN837-03	C, D, P	3/8 x 24
	AN837-04	D	7/16 x 20
	AN837-06	D	9/16 x 18
	AN837-08	D	3/4 x 16
	AN837-10	D	7/8 x 14
	AN837-12	D	1 1/16 x 12
	AN837-16	D	1 5/16 x 12

AN924		NUT	
PART NO.	MATERIAL	JIC/UNF THREAD	
	AN924-02	D	5/16 x 24
	AN924-03	D	3/8 x 24
	AN924-04	D	7/16 x 20
	AN924-06	D	9/16 x 18
	AN924-08	D	3/4 x 16
	AN924-10	D	7/8 x 14
	AN924-12	D	1 1/16 x 12
	AN924-16	D	1 5/16 x 12

AN929		CAP	
PART NO.	MATERIAL	JIC/UNF THREAD	
	AN929-02	D	5/16 x 24
	AN929-03	D	3/8 x 24
	AN929-04	D	7/16 x 20
	AN929-05	D	1/2 x 20
	AN929-06	D	9/16 x 18
	AN929-08	D	3/4 x 16
	AN929-10	D	7/8 x 14
	AN929-12	D	1 1/16 x 12
	AN929-16	D	1 5/16 x 12
	AN929-20	D	1 5/8 x 12

AN938		FEMALE TEE	
PART NO.	MATERIAL	JIC/UNF THREAD	
	AN938-04	D	7/16 x 20
	AN938-06	D	9/16 x 18
	AN938-08	D	3/4 x 16
	AN938-10	D	7/8 x 14
	AN938-12	D	1 1/16 x 12

AN971		MALE WELD FLANGE ADAPTOR	
PART NO.	MATERIAL	JIC/UNF THREAD	
	AN971-03	D	3/8 x 24
	AN971-04	D, P	7/16 x 20
	AN971-06	D, P	9/16 x 18
	AN971-08	D	3/4 x 16
	AN971-10	D	7/8 x 14
	AN971-12	D	1 1/16 x 12
	AN971-16	D	1 5/16 x 12
	AN971-20	D	1 5/8 x 12

AN871		FEMALE WELD ADAPTOR	
PART NO.	MATERIAL	JIC/UNF THREAD	
	AN871-04	D	7/16 x 20 UNF
	AN871-06	D	9/16 x 18 UNF
	AN871-08	D	3/4 x 16 UNF
	AN871-10	D	7/16 x 14 UNF
	AN871-12	D	1 1/16 x 12 UNF

## JIC to JIC Unequal Thread

**Fitting Type:**

Adaptor

**Material:** C, CH, D, P

**AN824**

TEE WITH UNEQUAL LEG



PART NO.	MATERIAL	JIC/UNF THREAD		
		A	B	C
<b>AN824-06-06-08</b>	D	9/16	9/16	3/4

**919**

MALE TO MALE



PART NO.	MATERIAL	A-JIC/UNF THREAD	B-JIC/UNF THREAD	PART NO.	MATERIAL	A-JIC/UNF THREAD	B-JIC/UNF THREAD
<b>919-04-03</b>	P, C	7/16 x 20	3/8 x 24	<b>919-08-06</b>	P	3/4 x 16	9/16 x 18
<b>919-04-44</b>	P	7/16 x 20	7/16 x 24	<b>919-10-06</b>	P	7/8 x 14	9/16 x 18
<b>919-06-03</b>	D	9/16 x 18	3/8 x 24	<b>919-10-08</b>	P	7/8 x 14	3/4 x 16
<b>919-06-04</b>	P	9/16 x 18	7/16 x 20	<b>919-12-10</b>	P	1 1/16 x 12	7/8 x 14

**AN919**

MALE TO MALE



PART NO.	MAT	A-JIC/UNF THREAD	B-JIC/UNF THREAD	PART NO.	MAT	A-JIC/UNF THREAD	B-JIC/UNF THREAD
<b>AN919-0</b>	D	-02 5/16 x 24	-03 3/8 x 24	<b>AN919-14</b>	D	-10 7/8 x 14	-06 9/16 x 18
<b>AN919-01</b>	D	-02 5/16 x 24	-04 7/16 x 20	<b>AN919-15</b>	D	-10 7/8 x 14	-08 3/4 x 16
<b>AN919-02</b>	D	-03 3/8 x 20	-04 7/16 x 20	<b>AN919-18</b>	D	-12 1 1/16 x 12	-06 9/16 x 18
<b>AN919-03</b>	D	-04 7/16 x 20	-05 1/2 x 20	<b>AN919-19</b>	D	-12 1 1/16 x 12	-08 3/4 x 16
<b>AN919-06</b>	D	-06 9/16 x 18	-04 7/16 x 20	<b>AN919-20</b>	D	-12 1 1/16 x 12	-10 7/8 x 14
<b>AN919-07</b>	D	-06 9/16 x 18	-05 1/2 x 20	<b>AN919-22</b>	D	-16 1 5/16 x 12	-10 7/8 x 14
<b>AN919-10</b>	D	-08 3/4 x 16	-04 7/16 x 20	<b>AN919-23</b>	D	-16 1 5/16 x 12	-12 1 1/16 x 12
<b>AN919-12</b>	D	-06 9/16 x 18	-08 3/4 x 16				

## JIC Male to Female



**AN950**

MALE TO FEMALE ADAPTOR (JIC SEATS) REDUCER

PART NO.	MAT	A-JIC/UNF THREAD	B-JIC/UNF THREAD	PART NO.	MAT	A-JIC/UNF THREAD	B-JIC/UNF THREAD	PART NO.	MAT	A-JIC/UNF THREAD	B-JIC/UNF THREAD
<b>AN950-04-03</b>	D	7/16 x 20	3/8 x 24	<b>AN950-08-06</b>	D	3/4 x 16	9/16 x 18	<b>AN950-12-10</b>	D	1 1/16 x 12	7/8 x 14
<b>AN950-06-03</b>	D	9/16 x 18	3/8 x 24	<b>AN950-10-06</b>	D	7/8 x 14	9/16 x 18	<b>AN950-16-12</b>	D	1 5/16 x 12	1 1/16 x 12
<b>AN950-06-04</b>	D	9/16 x 18	7/16 x 20	<b>AN950-10-08</b>	D	7/8 x 14	3/4 x 16	<b>AN950-20-16</b>	D	1 5/8 x 12	1 5/16 x 12
<b>AN950-08-04</b>	D	3/4 x 16	7/16 x 20	<b>AN950-12-08</b>	D	1 1/16 x 12	3/4 x 16				

**AN951**

MALE TO FEMALE ADAPTOR (JIC SEATS) EXPANDER



PART NO.	MAT	A	B
<b>AN951-03-04</b>	C, D	3/8 x 24	7/16 x 20
<b>AN951-04-06</b>	D	7/16 x 20	9/16 x 18
<b>AN951-06-08</b>	D	9/16 x 18	3/4 x 16
<b>AN951-08-10</b>	D	3/4 x 16	7/8 x 14
<b>AN951-10-12</b>	D	7/8 x 14	1 1/16 x 12
<b>AN951-12-16</b>	D	1 1/16 x 12	1 5/16 x 12

## Special Adaptors (modified AN parts for motorsport requirements)

### Fitting Type:

Adaptor

Material: C, CH, D, P

### CPL ADAPTOR SWIVEL FEMALE COUPLING



PART NO.	MATERIAL	JIC/UNF THREAD
<b>CPL-03</b>	C,D	3/8 x 24
<b>CPL-04</b>	C,D	7/16 x 20
<b>CPL-06</b>	D	9/16 x 18
<b>CPL-08</b>	D	3/4 x 16
<b>CPL-10</b>	D	7/8 x 14
<b>CPL-12</b>	D	1 1/16 x 12
<b>CPL-16</b>	D	1 5/16 x 12

### CPL-823 ADAPTOR 45° MALE TO SWIVEL FEMALE



PART NO.	MATERIAL	JIC/UNF THREAD
<b>CPL-823-03</b>	D	3/8 x 24
<b>CPL-823-04</b>	D	7/16 x 20
<b>CPL-823-06</b>	D	9/16 x 18
<b>CPL-823-08</b>	D	3/4 x 16
<b>CPL-823-10</b>	D	7/8 x 14
<b>CPL-823-12</b>	D	1 1/16 x 12

### CPL-824 ADAPTOR TEE MALE THREAD ON RUN SWIVEL FEMALE ON LEG



PART NO.	MATERIAL	JIC/UNF THREAD
<b>CPL-824-03</b>	D	3/8 x 24
<b>CPL-824-04</b>	D	7/16 x 20
<b>CPL-824-06</b>	D	9/16 x 18
<b>CPL-824-08</b>	D	3/4 x 16
<b>CPL-824-10</b>	D	7/8 x 14
<b>CPL-824-12</b>	D	1 1/16 x 12

### CPL-826



PART NO.	MATERIAL	JIC/UNF THREAD
<b>CPL-826-03</b>	D	3/8 x 24
<b>CPL-826-04</b>	D	7/16 x 20
<b>CPL-826-06</b>	D	9/16 x 18
<b>CPL-826-08</b>	D	3/4 x 16
<b>CPL-826-10</b>	D	7/8 x 14
<b>CPL-826-12</b>	D	1 1/16 x 12

### CPL-903 TO 912 ADAPTOR 90° MALE TO FEMALE SWIVEL



PART NO.	MATERIAL	JIC/UNF THREAD
<b>CPL-903</b>	D	3/8 x 24
<b>CPL-904</b>	D	7/16 x 20
<b>CPL-906</b>	D	9/16 x 18
<b>CPL-908</b>	D	3/4 x 16
<b>CPL-910</b>	D	7/8 x 14
<b>CPL-912</b>	D	1 1/16 x 12

### CPL-816

### ADAPTOR JIC/UNF FEMALE SWIVEL TO MALE NPT



PART NO.	MATERIAL	A JIC	B NPT
<b>CPL-8164</b>	D	7/16 x 20	1/8
<b>CPL-81662</b>	D	9/16 x 18	1/8
<b>CPL-8166</b>	D	9/16 x 18	1/4
<b>CPL-81666</b>	D	9/16 x 18	3/8
<b>CPL-81610</b>	D	7/8 x 14	1/2

### CPL-910\_

### ADAPTOR 90° FEMALE TO FEMALE SWIVEL



PART NO.	MATERIAL	JIC/UNF THREAD
<b>CPL-9104</b>	D	7/16 x 20
<b>CPL-9106</b>	D	9/16 x 18
<b>CPL-9108</b>	D	3/4 x 16
<b>CPL-9110</b>	D	7/8 x 14
<b>CPL-9112</b>	D	1 1/16 x 12
<b>CPL-9116</b>	D	1 5/16 x 12

### CPL-900\_

### ADAPTOR 90° FEMALE TO FEMALE SWIVEL




PART NO.	MATERIAL	JIC/UNF THREAD
<b>CPL-9004</b>	D	7/16 x 20
<b>CPL-9006</b>	D	9/16 x 18
<b>CPL-9008</b>	D	3/4 x 16
<b>CPL-9010</b>	D	7/8 x 14
<b>CPL-9012</b>	D	1 1/16 x 12




## JIC To NPT Male to Male Adaptors

**AN826** JIC TEE NPT ON RUN




PART NO.	MATERIAL	THREAD	
		A JIC	B NPT
AN826-03	D	3/8 x 24	1/8 x 27
AN826-04	D	7/16 x 20	1/8 x 27
AN826-06	D	9/16 x 18	1/4 x 18
AN826-08	D	3/4 x 16	3/8 x 18
AN826-10	D	7/8 x 14	1/2 x 14
AN826-12	D	1 1/16 x 12	3/4 x 14

**AN825** JIC TEE NPT ON LEG




PART NO.	MATERIAL	THREAD	
		A JIC	B NPT
AN825-03	D	3/8 x 24	1/8 x 27
AN825-04	D	7/16 x 20	1/8 x 27
AN825-06	D	9/16 x 18	1/4 x 18
AN825-08	D	3/4 x 16	3/8 x 18
AN825-10	D	7/8 x 14	1/2 x 14
AN825-12	D	1 1/16 x 12	3/4 x 14

**AN816** ADAPTOR STRAIGHT MALE JIC TO STRAIGHT MALE NPT




PART NO.	MATERIAL	A JIC	B NPT	PART NO.	MATERIAL	A JIC	B NPT
AN816-03	C, CH, D, P	3/8 x 24	1/8 x 27	AN816-08-08	D	3/4 x 16	1/2 x 14
AN816-03-04	D, P	3/8 x 24	1/4 x 18	AN816-08-12	D	3/4 x 16	3/4 x 14
AN816-04	D, P	7/16 x 20	1/8 x 27	AN816-10-06	D	7/8 x 14	3/8 x 18
AN816-04-04	D, P	7/16 x 20	1/4 x 18	AN816-10	D	7/8 x 14	1/2 x 14
AN816-06-02	D, P	9/16 x 18	1/8 x 27	AN816-10-12	D	7/8 x 14	3/4 x 14
AN816-06	D, P	9/16 x 18	1/4 x 18	AN816-12-08	D	1 1/16 x 12	1/2 x 14
AN816-06-06	D, P	9/16 x 18	3/8 x 18	AN816-12	D	1 1/16 x 12	3/4 x 14
AN816-06-08	D	9/16 x 18	1/2 x 14	AN816-12-16	D	1 1/16 x 12	1 x 11 1/2
AN816-07	D	3/4 x 16	1/4 x 18	AN816-16	D	1 5/16 x 12	1 x 11 1/2
AN816-08	D	3/4 x 16	3/8 x 18	AN816-16-12	D	1 5/16 x 12	3/4 x 14

**AN822** 90° MALE ELBOW JIC TO MALE NPT



PART NO.	MATERIAL	A JIC	B NPT	PART NO.	MATERIAL	A JIC	B NPT
AN822-03	C, CH, D, P	3/8 x 24	1/8 x 27	AN822-08-08	D	3/4 x 16	1/2 x 14
AN822-04	C, D	7/16 x 20	1/8 x 27	AN822-08-12	D	3/4 x 16	3/4 x 14
AN822-04-04	D	7/16 x 20	1/4 x 18	AN822-10	D, P	7/8 x 14	1/2 x 14
AN822-06-02	D	9/16 x 18	1/8 x 27	AN822-12	D	1 1/16 x 12	3/4 x 14
AN822-06	D	9/16 x 18	1/4 x 18	AN822-12-08	D	1 1/16 x 12	1/2 x 14
AN822-06-06	D	9/16 x 18	3/8 x 18	AN822-12-16	D	1 1/16 x 12	1 x 11 1/2
AN822-06-08	D	9/16 x 18	1/2 x 14	AN822-16	D	1 5/16 x 12	1 x 11 1/2
AN822-07	D	3/4 x 16	1/4 x 18				
AN822-08	D	3/4 x 16	3/8 x 18				

**AN823** 45° MALE ELBOW JIC TO NPT MALE




PART NO.	MATERIAL	A JIC	B NPT	PART NO.	MATERIAL	A JIC	B NPT
AN823-03	CH, D, P	3/8 x 24	1/8 x 27	AN823-08-08	D	3/4 x 16	1/2 x 14
AN823-04	D	7/16 x 20	1/8 x 27	AN823-10	D	7/8 x 14	1/2 x 14
AN823-06-02	D	9/16 x 18	1/8 x 27	AN823-10-06	D	7/8 x 14	3/8 x 18
AN823-06	D	9/16 x 18	1/4 x 18	AN823-16	D	1 5/16 x 12	1 x 11 1/2
AN823-06-06	D	9/16 x 18	3/8 x 18				
AN823-08	D	3/4 x 16	3/8 x 18				

## NPT Adaptors

Fitting Type:  
Adaptor  
Material: D

**AN910** FEMALE PIPE COUPLER



PART NO.	MATERIAL	NPT THREAD
AN910-01	D	1/8 x 27
AN910-02	D	1/4 x 18
AN910-03	D	3/8 x 18
AN910-04	D	1/2 x 14
AN910-06	D	3/4 x 14
AN910-08	D	1 x 11 1/2

## NPT Adaptors - continued

### AN911 MALE TO MALE ADAPTOR



PART NO.	MATERIAL	NPT THREAD
AN911-01	D	1/8 x 27
AN911-02	D	1/4 x 18
AN911-03	D	3/8 x 18
AN911-04	D	1/2 x 14

### AN912 ADAPTOR MALE - FEMALE



PART NO.	MAT	NPT MALE	NPT FEMALE
AN912-01	D	1/4 x 18	1/8 x 27
AN912-02	D	3/8 x 18	1/4 x 18
AN912-03	D	3/8 x 18	1/8 x 27
AN912-06	D	1/2 x 14	1/8 x 27
AN912-07	D	3/4 x 14	1/2 x 14
AN912-08	D	3/4 x 14	3/8 x 18
AN912-12	D	1 x 11 1/2	1/2 x 14

### AN914 NPT FEMALE TO MALE 90° EQUAL



PART NO.	MATERIAL	NPT THREAD
AN914-01	D	1/8 x 27
AN914-02	D	1/4 x 18
AN914-03	D	3/8 x 18
AN914-04	D	1/2 x 14

### AN915 NPT FEMALE TO MALE 45° EQUAL



PART NO.	MATERIAL	NPT THREAD
AN915-01	D	1/8 x 27

### AN916 NPT FEMALE TO FEMALE 90° EQUAL



PART NO.	MATERIAL	NPT THREAD
AN916-01	D	1/8 x 27
AN916-02	D	1/4 x 18

### AN917 NPT TEE



PART NO.	MATERIAL	NPT THREAD
AN917-01	D	1/8 x 27
AN917-02	D	1/4 x 18
AN917-03	D	3/8 x 18
AN917-04	D	1/2 x 14

### AN932 PLUG SOCKET HEAD



PART NO.	MATERIAL	NPT THREAD
AN932-01	D	1/16 x 27
AN932-02	D	1/8 x 27
AN932-03	D	1/4 x 18
AN932-04	D	3/8 x 18
AN932-05	D	1/2 x 14
AN932-06	D	3/4 x 14
AN932-08	D	1 x 11 1/2

## JIC Male to Metric Male

Fitting Type: Adaptor  
Material: C, CBK, CH, D, P, Z1



### 305 ADAPTOR JIC TO METRIC CONVEX

PART NO.	MATERIAL	A JIC	B METRIC	PART NO.	MATERIAL	A JIC	B METRIC
305-03-21	C	3/8 x 24	8 x 1.00mm	305-04-35	Z1	7/16 x 20	10 x 1.50mm
305-03-31	C, CBK, CH, D, P, Z1	3/8 x 24	10 x 1.25mm	305-06-31	D	9/16 x 18	10 x 1.00mm
305-03-32	C, D, Z1	3/8 x 24	10 x 1.25mm	305-06-M122	D	9/16 x 18	12 x 1.25mm
305-03-35	Z1	3/8 x 24	10 x 1.50mm	305-06-M12	D, P	9/16 x 18	12 x 1.50mm
305-03-M12	C	3/8 x 24	12 x 1.50mm	305-06-M14	D	9/16 x 18	14 x 1.50mm
305-03-M121	C, Z1	3/8 x 24	12 x 1.00mm	305-06-M16	D	9/16 x 18	16 x 1.50mm
305-03-M122	Z1	3/8 x 24	12 x 1.25mm	305-08-31	D	3/4 x 16	10 x 1.00mm
305-04-M12	D	7/16 x 20	12 x 1.50mm	305-08-M12	D	3/4 x 16	12 x 1.50mm
305-04-M121	Z1	7/16 x 20	12 x 1.00mm	305-08-M14	D	3/4 x 16	14 x 1.50mm
305-04-M122	Z1	7/16 x 20	12 x 1.25mm	305-08-M16	D	3/4 x 16	16 x 1.50mm
305-04-M14	P	7/16 x 20	14 x 1.50mm	305-10-M18	D	7/8 x 14	18 x 1.50mm
305-04-31	D, Z1	7/16 x 20	10 x 1.00mm				
305-04-32	C	7/16 x 20	10 x 1.25mm				

### 307 ADAPTOR JIC TO METRIC CONVEX BULKHEAD


PART NO.	MATERIAL	JIC/UNF THREAD	
		A JIC	B METRIC
307-03-31	C, P	3/8 x 24	10 x 1.00mm
307-03-M121	P	3/8 x 24	12 x 1.00mm

Use locknut 318 (see Ancillary section)

## JIC Male to Metric Male - continued

306

ADAPTOR JIC TO METRIC CONCAVE




PART NO.	MAT	A JIC	B METRIC	PART NO.	MAT	A JIC	B METRIC	PART NO.	MAT	A JIC	B METRIC
<b>306-02-31</b>	C	5/16 x 24	10 x 1.00	<b>306-04-31</b>	C, D	7/16 x 20	10 x 1.00	<b>306-08-M22</b>	D	3/4 x 16	22 x 1.50
<b>306-02-32</b>	C	5/16 x 24	10 x 1.25	<b>306-04-32</b>	D	7/16 x 20	10 x 1.25	<b>306-10-M14</b>	D	7/8 x 14	14 x 1.50
<b>306-03-M12</b>	C, D	3/8 x 24	12 x 1.50	<b>306-06-31</b>	D	9/16 x 18	10 x 1.00	<b>306-10-M16</b>	D, Z1	7/8 x 14	16 x 1.50
<b>306-03-M121</b>	D	3/8 x 24	12 x 1.00	<b>306-06-32</b>	D	9/16 x 18	10 x 1.25	<b>306-10-M18</b>	D	7/8 x 14	18 x 1.50
<b>306-03-M16</b>	D	3/8 x 24	16 x 1.50	<b>306-06-M121</b>	D	9/16 x 18	12 x 1.00	<b>306-10-M20</b>	D	7/8 x 14	20 x 1.50
<b>306-03-21</b>	C	3/8 x 24	8 x 1.00	<b>306-06-M12</b>	D, Z1	9/16 x 18	12 x 1.50	<b>306-10-M22</b>	D	7/8 x 14	22 x 1.50
<b>306-03-22</b>	C	3/8 x 24	8 x 1.25	<b>306-06-M14</b>	D, Z1	9/16 x 18	14 x 1.50	<b>306-10-M24</b>	D	7/8 x 14	24 x 1.50
<b>306-03-31</b>	C,CBK, CH,D, Z1	3/8 x 24	10 x 1.00	<b>306-06-M16</b>	D, Z1	9/16 x 18	16 x 1.50	<b>306-10-M26</b>	D	7/8 x 14	26 x 1.50
<b>306-03-31S</b>	Z1	3/8 x 24	10 x 1.00	<b>306-06-M18</b>	D, Z1	9/16 x 18	18 x 1.50	<b>306-12-M18</b>	D	1 1/16 x 14	18 x 1.50
<b>306-03-32</b>	C,CBK, CH,D, Z1	3/8 x 24	10 x 1.25	<b>306-06-M20</b>	D	9/16 x 18	20 x 1.50	<b>306-12-M20</b>	D	1 1/16 x 14	20 x 1.50
<b>306-03-35</b>	P	3/8 x 24	10 x 1.50	<b>306-06-M22</b>	D	9/16 x 18	22 x 1.50	<b>306-12-M22</b>	D	1 1/16 x 14	22 x 1.50
<b>306-04-M12</b>	Z1	7/16 x 20	12 x 1.50	<b>306-08-M12</b>	D	3/4 x 16	12 x 1.50	<b>306-12-M24</b>	D	1 1/16 x 14	24 x 1.50
<b>306-04-M121</b>	D, Z1	7/16 x 20	12 x 1.00	<b>306-08-M14</b>	D, P	3/4 x 16	14 x 1.50	<b>306-16-M26</b>	D	1 5/16 x 14	26 x 1.50
<b>306-04-M14</b>	D, P	7/16 x 20	14 x 1.50	<b>306-08-M16</b>	D, Z1	3/4 x 16	16 x 1.50	<b>306-16-M30</b>	D	1 5/16 x 14	30 x 1.50
<b>306-04-M16</b>	Z1	7/16 x 20	16 x 1.50	<b>306-08-M18</b>	D	3/4 x 16	18 x 1.50				
<b>306-04-M18</b>	D	7/16 x 20	18 x 1.50	<b>306-08-M20</b>	D	3/4 x 16	20 x 1.50				

## BSP to JIC Adaptors

741

BSP MALE TO JIC MALE




PART NO.	MATERIAL	A BSP	B UNF	PART NO.	MATERIAL	A BSP	B UNF
<b>741-03-03</b>	CH, D, Z1	1/8 x 28	3/8 x 24	<b>741-06-08</b>	D, Z1	3/8 x 19	3/4 x 16
<b>741-03-04</b>	D, Z1	1/8 x 28	7/16 x 20	<b>741-06-10</b>	D	3/8 x 19	7/8 x 14
<b>741-03-05</b>	P	1/8 x 28	1/2 x 20	<b>741-08-06</b>	D, Z1	1/2 x 14	9/16 x 18
<b>741-03-06</b>	D	1/8 x 28	9/16 x 18	<b>741-08-08</b>	D, Z1	1/2 x 14	3/4 x 16
<b>741-04-03</b>	D, Z1	1/4 x 19	3/8 x 24	<b>741-08-10</b>	D, Z1	1/2 x 14	7/8 x 14
<b>741-04-04</b>	D, Z1	1/4 x 19	7/16 x 20	<b>741-08-12</b>	D, Z1	1/2 x 14	1 1/16 x 12
<b>741-04-06</b>	D, Z1	1/4 x 19	9/16 x 18	<b>741-10-10</b>	D, P	5/8 x 14	7/8 x 14
<b>741-04-08</b>	P	1/4 x 19	3/4 x 16	<b>741-10-12</b>	D, P	5/8 x 14	1 1/16 x 12
<b>741-04-10</b>	P	1/4 x 19	7/8 x 14	<b>741-12-10</b>	P	3/4 x 14	7/8 x 14
<b>741-06-04</b>	D, Z1	3/8 x 19	7/16 x 20	<b>741-12-12</b>	D, Z1	3/4 x 14	1 1/16 x 12
<b>741-06-06</b>	D, Z1	3/8 x 19	9/16 x 18	<b>741-16-12</b>	P	1 x 11	1 1/16 x 12

## BSP Female to JIC Male

763

BSP FEMALE TO JIC MALE




PART NO.	MATERIAL	A BSP	B JIC/UNF	PART NO.	MATERIAL	A BSP	B JIC/UNF
<b>763-03-03</b>	D	1/8 x 28	3/8 x 24	<b>763-06-08</b>	D	3/8 x 19	3/4 x 16
<b>763-03-04</b>	P	1/8 x 28	7/16 x 20	<b>763-08-06</b>	P	1/2 x 14	9/16 x 18
<b>763-04-04</b>	P	1/4 x 19	7/16 x 20	<b>763-08-08</b>	P	1/2 x 14	3/4 x 16
<b>763-04-06</b>	D	1/4 x 19	9/16 x 18	<b>763-08-10</b>	P	1/2 x 14	7/8 x 14
<b>763-06-06</b>	P	3/8 x 19	9/16 x 18	<b>763-10-08</b>	P	5/8 x 14	3/4 x 16

## BSP Male to Metric Male

945

METRIC CONVEX SEAT



PART NO.	MATERIAL	THREAD	
		A BSP	B METRIC
<b>945-03-31</b>	CH, P	1/8 x 28	M10 x 1.00
<b>945-03-32</b>	P	1/8 x 28	M10 x 1.25
<b>945-03-M121</b>	P	1/8 x 28	M12 x 1.00

## BSP Male to Metric Male - continued

742

METRIC CONCAVE SEAT



PART NO.	MATERIAL	A BSP	B METRIC	PART NO.	MATERIAL	A BSP	B METRIC
742-03-31	Z1	1/8 x 28	M10 x 1.00	742-04-M12	P	1/4 x 19	M12 x 1.50
742-03-M121	Z1	1/8 x 28	M12 x 1.00	742-04-M14	P	1/4 x 19	M14 x 1.50
742-03-M122	P	1/8 x 28	M12 x 1.25	742-08-M14	P	1/2 x 14	M14 x 1.50
742-03-M14	P	1/8 x 28	M14 x 1.50	742-08-M16	P	1/2 x 14	M16 x 1.50
742-04-31	P	1/4 x 19	M10 x 1.00	742-08-M18	Z1	1/2 x 14	M18 x 1.50
742-04-M121	Z1	1/4 x 19	M12 x 1.00	742-08-M20	P	1/2 x 14	M20 x 1.50

## BSP Male Equal Thread

Fitting Type: Adaptor  
Material: D, P, Z1

313

PLUG



PART NO.	MATERIAL	BSP THREAD
313-03	P	1/8 x 28
313-04	P	1/4 x 19
313-06	D, P	3/8 x 19
313-08	P	1/2 x 14
313-10	P	5/8 x 14

## BSP to NPT Male

Fitting Type:  
Adaptor  
Material: C, CH, D, P, Z1

544

STRAIGHT MALE BSP/NPT

PART NO.	MATERIAL	A BSP	B NPT	PART NO.	MATERIAL	A BSP	B NPT
544-03-03	CH, P	1/8 x 28	1/8 x 27	544-04-03	P	1/8 x 28	1/4 x 18
544-03-04	P	1/4 x 19	1/8 x 27	544-04-04	P	1/4 x 19	1/4 x 18



## Metric Adaptors

314

PLUG



PART NO.	MATERIAL	METRIC THREAD
314-M12	P	M12 x 1.50
314-M122	P	M12 x 1.25
314-M14	P	M14 x 1.50
314-M16	P	M16 x 1.50
314-31	P	M10 x 1.00

145

METRIC EQUIL CONVEX



PART NO.	MATERIAL	METRIC THREAD
145-31	P	M10 x 1.00

## Carburettor & Fuel Adaptors

**Fitting Type:** Adaptor

**Material:** D, P, Z1

**Application:**

All common carburettor systems

### CAB STRAIGHT MALE CONVEX SEAT

PART NO.	DESCRIPTION	THREAD A	THREAD B
<b>CAB206</b>	Dual Feed Holley	7/8 x 20	-6 JIC
<b>CAB246</b>	Single Feed Holley	9/16 x 24	-6 JIC
<b>CAB208</b>	Dual Feed Holley	7/8 x 20	-8 JIC
<b>CAB1215</b>	Weber	M12 x 1.50	-6 JIC
<b>CAB5820</b>	Carter	5/8 x 20	-6 JIC



### FB FUEL PUMP AND GAUGE FITTINGS

PART NO.	DESCRIPTION	THREAD A	THREAD B
<b>FB206</b>	Fuel Pump Fitting	1/2 x 20	-6 JIC
<b>FB186</b>	Fuel Pump Fitting	5/8 x 18	-6 JIC



### GA FUEL AND OIL PRESSURE GAUGE FITTINGS

PART NO.	THREAD A	THREAD B
<b>GA-3</b>	Male-3AN	Female 1/8 NPT



## Metric & JIC/UNF Banjo Adaptors and Banjo Bolts

**Fitting Type:**

Banjo Adaptor

**Material:** C, D, P, Z1

### 779



### TWIN BANJO ADAPTOR

PART NO.	MATERIAL	JIC/UNF	TO SUIT BOLT
<b>779-03</b>	C, Z1	3/8 x 24	3/8 M10
<b>779-06-04</b>	D	9/16 x 18	7/16

### 776



### SINGLE BANJO ADAPTOR

PART NO.	MATERIAL	JIC/UNF	TO SUIT BOLT
<b>776-03</b>	C, CH, D, Z1	3/8 x 24	3/8 / 10mm
<b>776-03-04</b>	C, CH, Z1	3/8 x 24	7/16
<b>776-04-03</b>	Z1	7/16 x 20	3/8
<b>776-04</b>	C, Z1	7/16 x 20	7/16
<b>776-04-M12</b>	D, Z1	7/16 x 20	12mm
<b>776-04-M14</b>	D	7/16 x 20	14mm
<b>776-06-04</b>	D	9/16 x 18	7/16
<b>776-06-M12</b>	D	9/16 x 18	12mm

PART NO.	MATERIAL	JIC/UNF	TO SUIT BOLT
<b>776-06-M14</b>	D	9/16 x 18	14mm
<b>776-06-M16</b>	D	9/16 x 18	16mm
<b>776-06</b>	D	9/16 x 18	9/16
<b>776-08-M14</b>	D	3/4 x 16	14mm
<b>776-08-M16</b>	D	3/4 x 16	16mm
<b>776-08-M18</b>	D	3/4 x 16	18mm
<b>776-10-M18</b>	D	7/8 x 14	18mm
<b>776-10-M20</b>	D	7/8 x 14	20mm

### 775



### SINGLE BANJO BOLT UNF

PART NO.	MATERIAL	UNF THREAD
<b>775-03</b>	Z1	3/8 x 24
<b>775-04</b>	Z1	7/16 x 20
<b>775-44</b>	Z1	7/16 x 24
<b>775-06</b>	D	9/16 x 18

### 992



### SINGLE BANJO BOLT METRIC

PART NO.	MAT	UNF THREAD
<b>992-04-M12</b>	C, CH, D	M12 x 1.50
<b>992-04-M121</b>	D, Z1	M12 x 1.00
<b>992-04-M121S</b>	C, Z1	M12 x 1.00 Short
<b>992-04-M122</b>	D, Z1	M12 x 1.25
<b>992-04-32</b>	C	M10 x 1.25
<b>992-06-M12</b>	D	M12 x 1.50

PART NO.	MAT	/UNF THREAD
<b>992-06-M14</b>	D	M14 x 1.50
<b>992-06-M142</b>	D	M14 x 1.25
<b>992-06-M16</b>	D	M16 x 1.50
<b>992-08-M16</b>	D	M16 x 1.50
<b>992-08-M18</b>	D	M18 x 1.50

## Npt to Push Fit Hose End

**Fitting Type:**

Adaptor

**Application:**

All common carburetor systems

**Material:** D

**AN840**

STRAIGHT ADAPTOR



PART NO.	MATERIAL	THREAD	TO SUIT HOSE
<b>AN840-04</b>	D	1/8 x 27	200-04
<b>AN840-06</b>	D	1/4 x 18	200-06
<b>AN840-08</b>	D	3/8 x 18	200-08
<b>AN840-10</b>	D	1/2 x 14	200-10
<b>AN840-12</b>	D	3/4 x 14	200-12

**AN842**

90° FORGED ADAPTOR



PART NO.	MATERIAL	THREAD	TO SUIT HOSE
<b>AN842-04</b>	D	1/8 x 27	200-04
<b>AN842-06</b>	D	1/4 x 18	200-06
<b>AN842-08</b>	D	3/8 x 18	200-08
<b>AN842-10</b>	D	1/2 x 14	200-10

**AN844**

45° FORGED ADAPTOR



PART NO.	MATERIAL	THREAD	TO SUIT HOSE
<b>AN844-04</b>	D	1/8 x 27	200-04

## 3 and 4 way Connectors

**2203**

3 WAY JIC/UNF FEMALE TEE



PART NO.	MATERIAL	JIC/UNF THREAD
<b>2203-03</b>	B	3/8 x 24
<b>319-31</b>	B	10 x 1.00mm

**2205**

3 WAY JIC/UNF FEMALE TEE



PART NO.	MATERIAL	JIC/UNF THREAD
<b>2205-31</b>	D	10 x 1.00mm Metric Concave

**2204**

4 WAY FEMALE TEE



PART NO.	MATERIAL	THREAD
<b>2204-03</b>	B	3/8 x 24
<b>2204-31</b>	B	M10 x 1.00mm Metric Concave

**2206**

4 WAY FEMALE TEE



PART NO.	MATERIAL	THREAD
<b>2206-31</b>	D	M10 x 1.00mm Metric Concave

## Special Adaptors

**Fitting Type:**

Adaptor

**Application:**

Power steering, Gauges, Pressure switches, Special applications

**185**

POWER STEERING ADAPTOR



PART NO.	MATERIAL	THREAD	
		A THREAD	B JIC/UNF
<b>185001</b>	P	1/2 x 20	9/16 x 18
<b>185002</b>	P	5/8 x 18	9/16 x 18
<b>185003</b>	P	11/16 x 18	9/16 x 18
<b>185004</b>	P	M14 x 1.50	9/16 x 18
<b>185005</b>	P	M16 x 1.50	9/16 x 18
<b>185006</b>	P	M18 x 1.50	9/16 x 18

Replacement O-Rings are available.  
See OR6290 in Ancillary section

**FP192/193**

JIC FEMALE TO MALE WITH FEMALE NPT IN HEX



PART NO.	MATERIAL	JIC THREAD	NPT HEX
<b>FP192</b>	D	9/16 x 18	1/8 NPT
<b>FP193</b>	D	3/4 x 16	1/8 NPT
<b>FP199</b>	D	7/16 X 20	1/8 NPT

**FP194 to 197**

JIC MALE TO NPT MALE WITH NPT FEMALE IN HEX



PART NO.	MAT	THREAD
<b>FP194</b>	D	-06 Male TO 1/4 NPT Male to 1/8 NPT Hex
<b>FP195</b>	D	-08 Male TO 1/4 NPT Male to 1/8 NPT Hex
<b>FP196</b>	D	-06 Male TO 3/8 NPT Male to 1/8 NPT Hex
<b>FP197</b>	D	-08 Male TO 3/8 NPT Male to 1/8 NPT Hex

## Special Adaptors - continued

### AN921 90° O RING BOSS TO MALE UNION



PART NO.	MATERIAL	JIC/UNF THREAD
<b>AN921-06</b>	D	9/16 x 18 UNF
<b>AN921-08</b>	D	3/4 x 16 UNF
<b>AN921-10</b>	D	7/8 x 14 UNF
<b>AN921-12</b>	D	1 1/16 x 12 UNF

Replacement Stat-O-Seals are available. See Ancillary

### AN922 45° O RING BOSS TO MALE UNION



PART NO.	MATERIAL	JIC/UNF THREAD
<b>AN922-06</b>	D	9/16 x 18 UNF
<b>AN922-08</b>	D	3/4 x 16 UNF

Replacement Stat-O-Seals are available. See Ancillary

### FP190/FP191 JIC MALE TO MALE WITH FEMALE NPT IN HEX



PART NO.	MATERIAL	JIC THREAD	NPT HEX
<b>FP190</b>	D	9/16 x 18	1/8 NPT
<b>FP191</b>	D	3/4 x 16	1/8 NPT

### AN920 STRAIGHT O RING BOSS TO MALE UNION



PART NO.	MATERIAL	THREAD	
		A JIC	B UNF
<b>AN920-04</b>	D	7/16 x 20	7/16 x 20
<b>AN920-06</b>	D	9/16 x 18	9/16 x 18
<b>AN920-06-10</b>	D	9/16 x 18	7/8 x 14
<b>AN920-08</b>	D	3/4 x 16	3/4 x 16
<b>AN920-08-10</b>	D	3/4 x 16	7/8 x 14
<b>AN920-10</b>	D	7/8 x 14	7/8 x 14
<b>AN920-10-08</b>	D	7/8 x 14	3/4 x 16
<b>AN920-10-12</b>	D	7/8 x 14	1 1/16 x 12
<b>AN920-12</b>	D	1 1/16 x 12	1 1/16 x 12
<b>AN920-12-10</b>	D	1 1/16 x 12	7/8 x 14

Replacement O-Rings are available.  
See OR6290 in Ancillary section

## Brake Adaptors

#### Fitting Type:

Brake Adaptor

#### Application:

Brake systems

#### To Suit Hose:

600 series

Material: C, CH, P

#### Please Note:

INV = Convex

BUB = Concave

The Goodridge range of brake adaptors covers almost every combination of thread, dimension and application.

Whether you are working on a race car, passenger vehicle, motorcycle or custom project, you are sure to find the adaptor you need.

**It is important to note that these adaptors can be utilised with your pre-made TÜV/DOT PTFE Hose assemblies and still remain within the legal requirements.**

### 10100 BRAKE ADAPTOR



PART NO.	DESCRIPTION
<b>10100-03</b>	-3 Male to 10 x 1.00mm
<b>10100-04</b>	-4 Male to 10 X 1.00mm

### 10120 BRAKE ADAPTOR




PART NO.	DESCRIPTION
<b>10120-03</b>	-3 Male to 1/2 x 20 INV

### 10125 BRAKE ADAPTOR



PART NO.	DESCRIPTION
<b>10125-03</b>	-3 Male to 10 x 1.25mm
<b>10125-04</b>	-4 Male to 10 x 1.25mm

### 10716 BRAKE ADAPTOR



PART NO.	DESCRIPTION
<b>10716-03</b>	-3 Male to 7/16 x 24 INV
<b>10716-04</b>	-4 Male to 7/16 x 24 INV

### 10720 BRAKE ADAPTOR



PART NO.	DESCRIPTION
<b>10720-03</b>	-3 Male to 7/16 x 20 INV
<b>10720-04</b>	-4 Male to 7/16 x 20 INV

### 10916 BRAKE ADAPTOR



PART NO.	DESCRIPTION
<b>10916-03</b>	-3 Male to 9/16 x 18 Convex

### FM10100 BRAKE ADAPTOR



PART NO.	DESCRIPTION
<b>FM10100-03</b>	-3 Male to Female 10 x 1.00mm INV
<b>FM10100-031</b>	-3 Male to Female 10 x 1.00 mm BUB Flare
<b>FM10100-04</b>	-4 Male to Female 10 x 1.00mm INV

### FM10125 BRAKE ADAPTOR



PART NO.	DESCRIPTION
<b>FM10125-03</b>	-3 Male to Female 10 x 1.25mm INV

### FM10324 BRAKE ADAPTOR



PART NO.	DESCRIPTION
<b>FM10324-03</b>	-3 Male to Female 3/8 x 24 INV

### FM10716 BRAKE ADAPTOR



PART NO.	DESCRIPTION
<b>FM10716-03</b>	-3 Male to Female 7/16 x 24 INV
<b>FM10716-04</b>	-4 Male to Female 7/16 x 24 INV



# 09

Ancillary



## Ancillary

This section contains all those extras the professional may require to complete the job together with some extras

Goodridge has been asked for over the years. If you are unable to find what you need, please ask our professional

sales team and we will do our best to supply.

## Buna O-Ring

**Fitting Type:** O-Ring

**Application:**

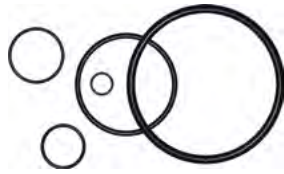
Suitable for all petroleum products

**Please Note:**

These 'O' rings conform to AN6290 specifications.

**To Suit:**

AN920, AN921, AN922, AN814SD and swivel G-Line fittings



PART NO.	SECTION (INCHES)	I.D (INCHES)	SECTION (MM)	I.D (MM)
<b>OR6290-03</b>	0.064 ± 0.003	0.301 ± 0.005	1.6	7.65
<b>OR6290-04</b>	0.072 ± 0.003	0.351 ± 0.005	1.8	8.92
<b>OR6290-06</b>	0.078 ± 0.003	0.468 ± 0.005	2.0	11.89
<b>OR6290-08</b>	0.087 ± 0.003	0.644 ± 0.005	2.2	16.36
<b>OR6290-10</b>	0.097 ± 0.003	0.755 ± 0.005	2.5	19.18
<b>OR6290-12</b>	0.116 ± 0.004	0.924 ± 0.006	2.9	23.47

## Lockwire and Lockwire Twist Pliers

**Material:**

Stainless Steel (Lockwire)

**Package Weight:**

0.45 Kilos

**Options Available:**

See table opposite

Aircraft grade 302 stainless steel lock wire made to military specifications is perfect for positioning hoses or mounting hardware and combined with our Lockwire Twist Pliers allows for quick and easy safety lockwiring.



PART NO.	WIRE SIZE INCHES	WIRE SIZE MM
<b>LWD594</b>	0.018	0.45
<b>LWD595</b>	0.020	0.51
<b>LWD596</b>	0.024	0.62
<b>LWD597</b>	0.032	0.81
<b>LWD598</b>	0.040	1.01
<b>TP598</b>	Lockwire Twist Pliers	

## Clamps

**Material:** D

**Please Note :**

\* -04 and -05 available in coloured anodised aluminium.

**Anodised Aluminium Colour:**

BU = Blue, GD = Gold, RD = Red

**Example Part No.**

PLCC-03DGD =

Anodised Aluminium Gold

Aircraft quality clamps to support and locate hoses. They can be secured either by a rivet or a bolt.



PART NO.	INSIDE DIAMETER	HOSE TYPE
<b>PLCC-03</b>	3/16	600-02
<b>PLCC-04*</b>	1/4	600-03
<b>PLCC-05*</b>	5/16	600-04 600-03 (COVERED)
<b>PLCC-06</b>	3/8	600-05
<b>PLCC-08</b>	1/2	200-06
<b>PLCC-10</b>	5/8	200-08
<b>PLCC-12</b>	3/4	200-10
<b>PLCC-16</b>	1	200-12
<b>PLCC-20</b>	1 1/4	200-16
<b>PLCC-24</b>	1 1/2	200-20

## Hose Separators

**Fitting Type:**

Hose Separator

**Application:**

Locating and routing hoses

**To Suit Hose:**

200, 210 and 600

**Material:** D

Route your hoses where you want them, out of harms way. Hose separators are manufactured from billet aluminium and anodised to suit your colour scheme. Great for race vehicles, motorcycles and street vehicles.



PART NO.	TO SUIT HOSE	COLOUR
<b>PHS-03CL</b>	600-03	CLEAR
<b>PHS-03CL-CF</b>	600-03 COLOURFLEX	CLEAR
<b>PHS-03DB</b>	600-03	BLUE
<b>PHS-03DB-CF</b>	600-03 COLOURFLEX	BLUE
<b>PHS-03DR</b>	600-03	RED
<b>PHS-03DR-CF</b>	600-03 COLOURFLEX	RED
<b>PHS-06DB</b>	200-06	BLUE
<b>PHS-06DR</b>	200-06	RED
<b>PHS-08DB</b>	200-08	BLUE
<b>PHS-08DR</b>	200-08	RED

## PVC Heatshrink

**Application:**

Protective covering

**To Suit Hose:**

600, 200, 910

**Application:**

Protective covering

**Material:** PVC

**Colour:**

BK, CL

Black(BK) Clear(CL)

Self extinguishing PVC protective covering, giving protection against corrosion and abrasion. This tough, hard-wearing material may be fitted to braided hose or any other automotive component and shrunk to size by hot air, with a maximum reduction of 35% of original size.



PART NO.	HOSE	COLOUR
<b>HS760-03</b>	600-03/04	BK, CL,
<b>HS760-06</b>	200-04/06/08	BK, CL,
<b>HS760-10</b>	200-10	BK

## Raychem Heatshrink

**Application:**

Heat, abrasion and chemical resistant covering, capable of withstanding temperatures from: -75°C (-103°F) to 150°C (302°F)

**To Suit Hose:**

600, 200, 210, 910, 710, 811, 510

**Material:** Raychem

**Colour:** Black

Raychem represents the ultimate high performance covering, offering protection from heat, abrasion and chemical attack. Easily shrink to size using hot air.

**Glue impregnated and thin wall versions available on request.**



PART NO.	TO SUIT HOSE
<b>DR-25-1/4</b>	600-02
<b>DR-25-3/8</b>	600-03/04
<b>DR-25-1/2</b>	200-06
<b>DR-25-3/4</b>	200-06/08
<b>DR-25-1</b>	200-10/12

## Polythene Spiral Binding

**Application:**

Hose protection

**To Suit Hose:**

200, 210, 600

**Material:**

Reinforced Polythene

A flexible spiral binding to provide protection to both hose and paint work.



PART NO.	TUBE O.D SIZE	TO SUIT HOSE
<b>FRP-2BK</b>	1/4 BLACK	600-03/04
<b>FRP-3BK</b>	1/2 BLACK	600-06/200-06

## Reinforced Plastic Tube

**Application:**

Protective covering

**To Suit Hose:**

600-03

**Material:** Reinforced plastic

To suit Motocross and Enduro applications, this hard plastic tubing can be used over your flexible hose and attached to the fork leg or rear swinging arm.



PART NO	TO SUIT HOSE	COLOUR
<b>HP-03BK</b>	600-03	BLACK

## Fireproof Sleeve

**Application:**

Insulation and fire retardant, 1090°C (2000°F) short term flame protection.

**Operating temp:**

-54°C (-65°F) to 260°C (500°F)

**To Suit Hose:** All

**Material:** Silicone

A silicone covered sleeve which acts as a fire retardant, an insulator and a chafe protector. Installed by inserting the hose into the sleeve prior to hose fitting assembly. The standard colour is silver, but also available in orange on request.



PART NO.	TUBE O.D SIZE TO BE COVERED	TO SUIT HOSE
<b>FG900-03S</b>	1/4	600-02/03/04
<b>FG900-06S</b>	3/8	600-06/200-04
<b>FG900-08S</b>	1/2	200-06/08
<b>FG900-12S</b>	3/4	200-10/12
<b>FG900-16S</b>	1	200-16
<b>FG900-20S</b>	1 1/4	710-16

## Alloy Spanners

Hard anodised, these alloy wrenches are specifically designed for use with alloy hose ends and adaptors.

Their short handles allow use in tight spots and discourage overtightening. Available in both double-ended and single-ended designs.



UK SPANNERS PART NO.	A		B	
	HEX INCHES	HEX MM	HEX INCHES	HEX MM
<b>AW760-04</b>	9/16	14.28	5/8	15.88
<b>AW760-06</b>	11/16	17.46	3/4	19.05
<b>AW760-08</b>	3/4	19.05	7/8	22.22
<b>AW760-10</b>	1	25.40	1 1/16	26.99
<b>AW760-12</b>	1 3/16	30.16	1 1/4	31.75
<b>AW760-16</b>	1 7/16	36.51	1 1/2	38.10
<b>AW760-SET</b>	-4 to -12	Spanner set		

## Locknuts



LOCKNUT			
PART NO.	THREAD	TO SUIT	MATERIAL
<b>924-03</b>	3/8 x 24	443-03	C, Z1
<b>924-04</b>	7/16 x 20	443-04	Z1
<b>924-06</b>	9/16 x 18	832-06	Z1
<b>318-31</b>	10 x 1.00mm	446-31 / 444-31	C, Z1
<b>318-M121</b>	12 x 1.00mm	446-03-M121/ 446-04-M121	Z1
<b>2K8686</b>	5/8 Whitworth	748-03/ 749-31/ 750-31/ 704/ 746	C, Z1

## Copper Crush Washers

**Application:**  
Sealing

Sealing washer for use with chrome plated steel, mild steel and stainless fittings.



PART NO.	I.D.	O.D.	THICKNESS
<b>44514</b>	8.00mm	11.00mm	1.00mm
<b>44516 (-03)</b>	3/8, 10mm	0.590"	0.050"
<b>44517</b>	10.00mm	14.00mm	2.00mm
<b>44518 (-04)</b>	0.437"	0.685"	0.050"
<b>44518HD</b>	11.50mm	16.00mm	1.50mm
<b>44519</b>	12.50mm	15.00mm	1.30mm
<b>44520</b>	14.50mm	18.00mm	1.50mm
<b>CUW-M12</b>	12.25mm	16.00mm	1.50mm
<b>CUW-M14</b>	14.30mm	18.40mm	1.20mm
<b>CUW-M16</b>	16.00mm	22.50mm	1.00mm
<b>CUW-M18</b>	18.20mm	24.20mm	2.00mm

## Aluminium Crush Washers

**Application:**  
Sealing

Sealing washer for use with aluminium fittings.



PART NO.	I.D.	O.D.	THICKNESS
<b>44515 (-3)</b>	0.400"	0.590"	0.050"
<b>CW901-04</b>	0.443"	0.683"	0.050"
<b>CW901-06</b>	0.568"	0.808"	0.050"
<b>CW901-08</b>	0.755"	0.995"	0.050"
<b>CW901-10</b>	0.880"	1.120"	0.050"
<b>CW901-12</b>	1.068"	1.370"	0.050"
<b>CW901-M12</b>	12.2mm	17.9mm	1.1mm
<b>CW901-M14</b>	14.5mm	19.0	1.4mm
<b>CW901-M16</b>	16.3mm	19.8mm	1.4mm
<b>CW901-M18</b>	18.5mm	24.0mm	1.5mm

## Stat-O-Seals

**Application:**  
Sealing

The stat-o-seal is the best sealing washer available. It consists of a synthetic rubber 'O' ring mechanically locked to the I.D. of an aluminium crush washer. This provides the advantages of an O ring seal, but with ease of fitting. Stat-o-seals will tolerate temperatures from:  
-30°C (-22°F) to 233°C (450°F)



PART NO.	I.D. (INCHES)	O.D. (MM)	THICKNESS (MM)
<b>SS902-03</b>	3/16	11.4	1.25
<b>SS902-04</b>	1/4	12.7	1.25
<b>SS902-05</b>	5/16	15.3	1.25
<b>SS902-06</b>	3/8	16.9	1.25
<b>SS902-07</b>	7/16	19.2	1.25
<b>SS902-08</b>	1/2	22.2	1.25
<b>SS902-09</b>	9/16	27.0	1.25
<b>SS902-10</b>	5/8	30.2	1.25
<b>SS902-12</b>	3/4	33.4	1.5
<b>SS902-14</b>	7/8	28.3	1.5

## Bonded Seals (Dowty)

**Application:**

Sealing

**Material:**

Mild Steel and Nitrile

High quality bonded Dowty sealing washers in a range of sizes.



PART NO.	I.D. (INCHES)	O.D. (INCHES)	SIZE BSP	SIZE JIC	SIZE METRIC
<b>DW-20A</b>	0.407	0.625	1/8	3/8	10mm
<b>DW-09</b>	0.460	0.750		7/16	11mm
<b>DW-21B</b>	0.540	0.810	1/4	1/2	12mm
<b>DW-10</b>	0.585	0.875		9/16	14mm
<b>DW-11</b>	0.650	1.000		5/8	16mm
<b>DW-23C</b>	0.679	0.940	3/8		
<b>DW-24CC</b>	0.744	1.060		3/4	18mm
<b>DW-25D</b>	0.847	1.125	1/2		20mm
<b>DW-26E</b>	0.924	1.250	5/8	7/8	22mm
<b>DW-27F</b>	1.064	1.375	3/4	1	24mm
<b>DW-28FF</b>	1.095	1.520		1 1/16	26mm
<b>DW-30H</b>	1.333	1.685	1	1 5/16	33mm

# 10

Tooling

## Hand Operated Crimp Machine

**Description:**

Hand Crimp Machine

**To Suit Hose:**

-3 and -4 600/700K series hose  
(without a die change)

**Application:** The hand crimp machine is designed for low volume production crimping, and is self contained.



PART NO.

**SP-823**

## Crimper

**Application:**

The GR30 crimper is a self contained hydraulic crimper used to crimp G-Line XF, 4000 and 711 hose assemblies. This versatile machine comes in a fitted steel box with enough space to store all the tooling and a full set of dies.



PART NO.	DESCRIPTION
<b>GR30P</b>	Pneumatic crimper with foot pump
<b>GR30H</b>	Hand powered crimper

## Crimper Dies

**Application:**

Crimper Die

**To Suit:**

Crimper GR30H and GR30P



PART NUMBER	DIE	DESCRIPTION	PART NUMBER	DIE	DESCRIPTION
<b>101073-04</b>	-04	Die set to suit 4000 G-Line series	<b>D100-711-06</b>	-06	Die set to suit 711 G-Line series
<b>101073-06</b>	-06	Die set to suit 4000 G-Line series	<b>D100-711-08</b>	-08	Die set to suit 711 G-Line series
<b>101073-08</b>	-08	Die set to suit 4000 G-Line series	<b>D100-711-10</b>	-10	Die set to suit 711 G-Line series
<b>101073-10</b>	-10	Die set to suit 4000 G-Line series	<b>D100-711-12</b>	-12	Die set to suit 711 G-Line series
<b>101073-12</b>	-12	Die set to suit 4000 G-Line series	<b>D100-711-16</b>	-16	Die set to suit 711 G-Line series
<b>101073-16</b>	-16	Die set to suit 4000 G-Line series			
<b>101073-20</b>	-20	Die set to suit 4000 G-Line series			

## Flaring Mandrel

**Application:**

The Mandrel is used to open the wire braid and bore of the PTFE ready for fitting the olive.

**GM100MTB**



**GM100**



PART NO.	TO SUIT	COLOUR
<b>GM100MTB</b>	600-02	Gold
<b>GM102</b>	600-02	Blue
<b>GM100</b>	600-03	Red
<b>GM104</b>	600-04	Gold

## Socket Plate

**Application:**

The socket plate is used to pull the socket over the wire braid and olive prior to final assembly. The socket plate saves time when used with multiple hose assemblies



PART NO.	TO SUIT
<b>GP101</b>	600-02
	600-03
	600-04

# 11

Brakeline Kits  
Car, Motorcycle, Mountain Bike

## Car and Motorcycle Brakeline Kits

### Brakelines

Goodridge stainless steel brake or clutch line kits are available to suit all models of car and motorcycle, whatever the make. Kits feature the finest quality hose, consisting of a PTFE inner with a stainless steel outerbraid. This eliminates the spongy feel under arduous conditions, giving greater braking efficiency or clutch operation as well as providing superior resistance to abrasion and corrosion. These kits, therefore, not only provide the reliability and safety demanded but offer brilliant good looks that improve the appearance of any installation.

- Eliminates spongy feel
- Improved braking efficiency
- Abrasion and corrosion resistant



### Features and Benefits

At Goodridge we are frequently asked what makes our brakelines superior to our competitors. Goodridge stainless braided brakelines are the standard in professional motorsports where the ultimate in braking is required. With the largest application listing of any company and an unmatched reputation backed by champions worldwide, there is no reason to choose anyone else.

- **Feature** – Every brake line made by Goodridge is 100% pressure tested.
- **Benefit** – Guaranteed to be leak free and give an improved braking performance.
- **Feature** – Every brake line made by Goodridge UK is 100% TUV, DOT, ADR and ISO approved. Some can even be processed as ABE.
- **Benefit** – All Goodridge brake lines can be used worldwide.
- **Feature** – In-house design, engineering, manufacturing and quality departments.
- **Benefit** – all fittings are designed and manufactured to fit every application first time, so no bending of banjo's is required, or universal fittings that do not fit properly.
- **Feature** – Goodridge have been in business 45+ years and supply brake lines to over 25 OEM's worldwide.
- **Benefit** – All of our expertise of supplying world leading OEM's, motorsport teams and aftermarket distributors over the past 45 years goes in to every brake line we make.
- **Feature** – Goodridge employ over 300 staff worldwide with nine Goodridge locations and over 250 handpicked distributors.
- **Benefit** – Unparalleled customer service and support worldwide.

**For a full listing of every make of motorcycle and car available -**  
Please contact you local Goodridge stockist for a full Application Guide





## Mountain Bike Hydraulic Brake line Kits, Cables and Pads

### Hydraulic Brakelines

Goodridge PTFE brakeline hose, developed from our motor racing heritage, is extremely flexible and tough. With zero expansion, even under heavy braking, 100% of the pressure at the lever is transformed into stopping power at the caliper. Goodridge high performance hoses are the only upgrade choice for hydraulic brake systems. Compatible with all brake systems, our unique patented design allows you to fit the hoses simply and quickly to suit your bike. Increase your performance and control. The hose is available in a range of translucent and opaque coloured coverings, providing protection to your frame, and fantastic style. Fittings are available in both downhill spec stainless steel, or anodised aluminium.

### PTFE Shifter and Brake Cables

Goodridge have developed an exclusive range of cables, for shifter and brake applications, with kits to suit all makes and models. The revolutionary design features a braided stainless/PTFE outer housing with PTFE coated inner cables. Simple to fit - slick, precise shifting and braking is just moments away. Goodridge cables are available in three colours clear, carbon and white.

### Brake Pads

Our range of high performance pads have been developed from years of experience in racing disciplines around the world. The MTB specific compounds offer durability and control, in any conditions. Pads are available in two specifications - long life ceramic or high performance sintered.

**For a full listing of every system available -**


Please contact your local Goodridge stockist for a full Application Guide




## Buildaline

Designed to accommodate any bike in the market place. Fitted in minutes, this product can be used in any brake line or clutch line application. The versatile kit comes complete with fittings, bolts, washers and set lengths of pre assembled hose.

**For a full listing of available model details** - Please contact you local Goodridge stockist for a full Application Guide



- Instant brakelines
- Plumbs virtually any bike
- No alignment difficulties
- Easy installation
- Available upon request with TUV approval FMVSS 106 for use on any highway worldwide



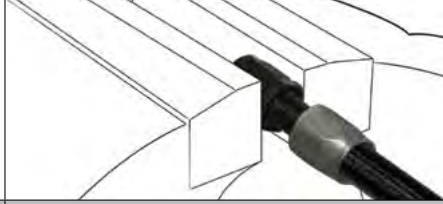
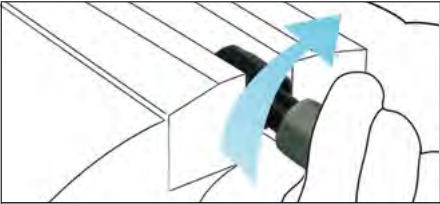




# 12




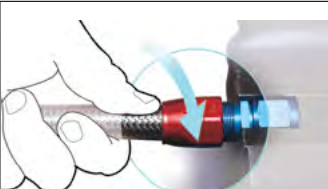
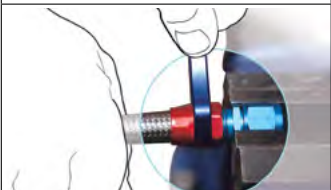

Assembly Instructions and  
Technical Information

**NOTE:** LUBRICATE THREADS WITH DUCK OIL BEFORE ASSEMBLY (OR A SIMILAR COMMERCIAL LUBRICANT MAY BE USED). GOODRIDGE RECOMMEND THAT THE FINISHED ASSEMBLY IS FULLY PRESSURE TESTED PRIOR TO USE.

## Assembly Instructions for 811 Fittings and 910/G-Max 825 Series Hose

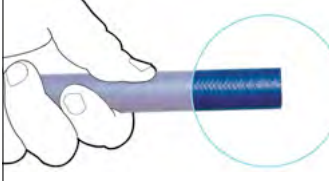




		
<p><b>STEP 1</b></p> <p>Remove socket from fitting and ensure the hose has clean square cut ends.</p>	<p><b>STEP 2</b></p> <p>Feed the hose into the socket with a turning motion, feeding the braid in as you turn the hose.</p>	<p><b>STEP 3</b></p> <p>Hold the fitting in a vice with smooth or soft jaws, and lubricate the threads with a light oil.</p>
		
<p><b>STEP 4</b></p> <p>Push the hose firmly onto the thread whilst rotating the hose and socket together. Hand tighten both the hose and socket until it becomes too tight to move.</p>	<p><b>STEP 5</b></p> <p>Finish tightening the socket using an aluminium spanner, continue turning the socket until it reaches the base of the thread.</p>	<p><b>STEP 6</b></p> <p>When the socket reaches the base of the thread keep turning for an extra 1.5 complete turns.</p>

## Assembly Instructions for 236, 336 Series Fittings and 200, 210 Series Hose




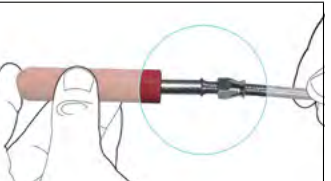

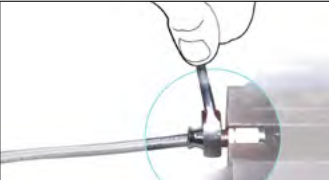


			
<p><b>STEP 1</b></p> <p>Bind masking tape tightly around the hose at the required length and cut through using a fine tooth saw blade or cut off wheel, leaving tape on both ends so that it retains the braid. Clean any debris from both the cut ends and inside the hose.</p>	<p><b>STEP 2</b></p> <p>Socket (red) Main fitting body (blue) On a clean flat surface disassemble the fitting. This consists of two parts.</p>	<p><b>STEP 3</b></p> <p>Hold the socket in a smooth jaw vice and feed one end of the hose into the socket by turning clockwise and pushing until the hose finishes just behind the socket threads.</p>	<p><b>STEP 4</b></p> <p>Holding the main fitting body in the vice, lubricate the thread and push the hose and socket over the nipple end and start to thread the socket onto the fitting by hand.</p>
			
<p><b>STEP 5</b></p> <p>Finish tightening the socket onto the fitting using a good quality wrench until the socket is one full turn from the back of the of the fitting hex.</p>	<p><b>STEP 6</b></p> <p>Pressure test.</p>		

**NOTE:** LUBRICATE THREADS WITH DUCK OIL BEFORE ASSEMBLY (OR A SIMILAR COMMERCIAL LUBRICANT MAY BE USED). GOODRIDGE RECOMMEND THAT THE FINISHED ASSEMBLY IS FULLY PRESSURE TESTED PRIOR TO USE.

### Assembly Instructions for TF-TU25 & 536 Hose & Push Fit Fittings





			
<b>STEP 1</b>	<b>STEP 2</b>	<b>STEP 3</b>	<b>STEP 4</b>
<p>Cut hose at the required length using a fine tooth saw blade or cut off wheel. Clean any loose debris from both the cut ends and inside the hose.</p>	<p>Hold the fitting in a bench vice, lubricate the fitting tail and inside the hose. (to make for easier fitting gently heat the hose with a hot air gun).</p>	<p>Push the hose over the fitting tail until it is tight behind the red hose finisher.</p> 	<p><b>Please Note:</b> Straight female fittings require the use of a male adaptor during hose assembly to stop the fitting tail turning.</p>

### Assembly Instructions for Re-usable 600 Series (PTFE Smooth Bore) Hose & Fittings

			
<b>STEP 1</b>	<b>STEP 2</b>	<b>STEP 3</b>	<b>STEP 4</b>
<p>Using a fine tooth saw blade or cut off wheel, cut hose to the required length. Clean any loose debris from both the cut ends and inside the hose</p> <p><b>Note:</b> Lubricate threads with Duck Oil before assembly, (or a similar commercial lubricant may be used)</p>	<p>Main fitting body - Olive - Socket On a clean flat surface disassemble the fitting, this consists of 3 parts, the Main fitting body, Olive and Socket.</p>	<p>Push two sockets back to back over the overbraid working from the non flared end</p>	<p>Using an appropriate sized Goodridge mandrel, flare out both ends of the stainless steel overbraid from the PTFE inner tube</p>
			
<b>STEP 5</b>	<b>STEP 6</b>	<b>STEP 7</b>	
<p>Push an olive onto each end of the PTFE inner tube under the stainless steel over braid by hand and finish off by pushing against a flat solid surface making sure the PTFE tube is fully home in the olive.</p>	<p>Holding the main fitting body in a smooth jaw vice, lubricate the thread and push the hose over the nipple end and start to thread the socket onto the fitting by hand.</p>	<p>Finish tightening the socket onto the fitting with a good quality spanner until the socket is one full turn from the main fitting hex.</p> <p>PRESSURE TEST.</p>	<p>UNDER NO CIRCUMSTANCES SHOULD THE SOCKET BE LOOSENED IN AN ATTEMPT TO ADJUST THE ALIGNMENT AFTER ASSEMBLY</p>

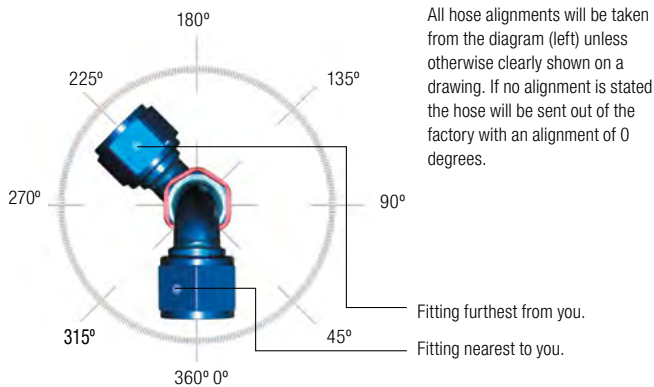
**NOTE:** LUBRICATE THREADS WITH DUCK OIL BEFORE ASSEMBLY (OR A SIMILAR COMMERCIAL LUBRICANT MAY BE USED). GOODRIDGE RECOMMEND THAT THE FINISHED ASSEMBLY IS FULLY PRESSURE TESTED PRIOR TO USE.

## Assembly Instructions for Hardline and Fittings

			
<b>STEP 1</b>	<b>STEP 2</b>	<b>STEP 3</b>	<b>STEP 4</b>
Bend tube to suit installation using a hardline bending tool and observing the minimum bend radius (15mm for -4 and -6 tube)	Deburr and remove any loose pieces of Hycot® cover. Measure and mark 21mm from the end of the hose.	Slide socket and olive onto hose until it reaches the 21mm mark made in step 2	Using an appropriate spanner, assemble the socket until the socket completely covers exposed threads (2mm - 2.5mm between socket and hex)
<b>STEP 5</b>	<b>NOTES</b>		
Assemble other end repeating steps 1-4 and pressure test assembly.	<ol style="list-style-type: none"> <li>Once assembled, the hardline fitting should NOT be loosened and re-assembled. The olive is permanently attached after assembly and cannot be removed.</li> <li>For production, we recommend building one template and copying all bends and dimensions from this master sample.</li> </ol>		

## Technical Information

### Correct Alignments



### Correct Measurements



The following instructions are designed to eliminate confusion and ensure that correct hose lengths are supplied for assembly. When ordering hose assemblies please make sure the following instructions are followed.

All measurements are taken from the center of seat A to the center of seat B. This will apply in all cases unless CLEAR instructions are given on purchase order or a drawing supplied.

## Hose Length Tolerances

HOSE LENGTH	TOLERANCE
100mm to 200mm	± 3mm
200mm to 400mm	± 5mm
400mm to 600mm	± 6mm
600mm UPWARDS	± 1%

Standard Goodridge hose tolerances used unless otherwise stated.

## Hose Assembly Instructions

Wherever a hose assembly is used in either a static or dynamic flexing application, it is necessary to ensure that the center line bend radius is not taken below the minimum bend radius for the hose. Hose assemblies should not be installed in such a manner that a torque loading is imposed, either during installation, or in subsequent use. Torque loading of the hose creates stresses in the hose, which can shorten the hose life, or cause the hose to collapse.


Whilst assembling the second end fitting, especially if it is a female union type or fitting, it is necessary to ensure that

the final tightening of the nut does not also rotate the spigot, thus imposing the torque to the hose. In the case of re-usable fittings the hex on the body should be held with a spanner to prevent rotation. When the hose includes elbow fittings at both ends, it is important to ensure the correct alignment of the elbows relative to each other during hose manufacture. It is important to ensure that the hose is connected the right way round when installed. When the hose has an elbow at one end and a straight fitting the other end, always connect the elbow end first, to prevent possible mis-alignment.

In applications where the hose undergoes dynamic flexing, it is necessary to ensure that all bends in the hose are in one plane. A hose which is bent in two or more planes and then flexed is subject to torsional forces which may damage the hose.

### Damage

Any visible evident damage to the hose, such as broken strands of braid, of severe distortion of the hose, or damage to the end fittings is cause for the hose to be withdrawn from service. The cause of the damage should then be identified, and steps taken to ensure that it does not re-occur.



## Hose Covering Application Guide

HOSE	FIRE SLEEVE	RAYCHEM	HEATSHRINK	RAYCHEM TO SEAL ENDS OF FG900
<b>600</b>				
<b>600-02</b>	FG900-03	DR-25-1/4	HS760-02	
<b>600-03</b>	FG900-03	DR-25-3/8	HS760-03	
<b>600-04</b>	FG900-03	DR-25-3/8	HS760-03	
<b>600-06</b>	FG900-06	DR-25-3/4	HS760-06	
<b>600-08</b>	FG900-08	DR-25-3/4	HS760-06	
<b>510/810</b>				
<b>510/810-04</b>	FG900-04	DR-25-1/2	HS760-06	DR-25-1
<b>510/810-06</b>	FG900-08	DR-25-3/4	HS760-06	DR-25-1
<b>510/810-08</b>	FG900-12	DR-25-1	HS760-10	DR-25-1
<b>510/810-10</b>	FG900-16	DR-25-1	HS760-10	
<b>510/810-12</b>	FG900-16			
<b>510/810-16</b>	FG900-20			

HOSE	FIRE SLEEVE	RAYCHEM	HEATSHRINK	RAYCHEM TO SEAL ENDS OF FG900
<b>710/910</b>				
<b>710/910-04</b>	FG900-04	DR-25-1/2	HS760-06	DR-25-1
<b>710/910-06</b>	FG900-08	DR-25-3/4	HS760-06	DR-25-1
<b>710/910-08</b>	FG900-12	DR-25-1	HS760-10	DR-25-1
<b>710/910-10</b>	FG900-16	DR-25-1	HS760-10	
<b>710/910-12</b>	FG900-16			
<b>710/910-16</b>	FG900-20			
<b>200/210</b>				
<b>200/210-04</b>	FG900-04	DR-25-1/2	HS760-06	DR-25-1
<b>200/210-06</b>	FG900-08	DR-25-3/4	HS760-06	DR-25-1
<b>200/210-08</b>	FG900-08	DR-25-3/4	HS760-06	DR-25-1
<b>200/210-10</b>	FG900-12	DR-25-1	HS760-10	DR-25-1
<b>200/210-12</b>	FG900-12	DR-25-1		DR-25-1
<b>200/210-16</b>	FG900-16			

## Common Thread Sizes

SIZE	JIC/UNF	BSP	NPT	SIZE	JIC/UNF	BSP	NPT	SIZE	JIC/UNF	BSP	NPT
-02	5/16" x 24 UNF		1/16" x 27	-06	9/16" x 18 UNF	3/8" x 19	3/8" x 18	-16	1 5/16" x 12 UNF	1" x 11	1" x 11 1/2
-03	3/8" x 24 UNF	1/8" x 28	1/8" x 27	-07	5/8" x 18 UNF			-20	1.5/8" x 12 UNF	1 1/4" x 11	1 1/4" x 11 1/2
-04	7/16" x 20 UNF	1/4" x 19	1/4" x 18	-08	3/4" x 16 UNF	1/2" x 14	1/2" x 14	-24	1 7/8" x 12 UNF	1 1/2" x 11	1 1/2" x 11 1/2
-44	7/16" x 24 UNF			-10	7/8" x 14 UNF	5/8" x 14		-28	2 1/4" x 12 UNF	1 3/4" x 11	
-05	1/2" x 20 UNF			-12	1 1/6" x 12 UNF	3/4" x 14	3/4" x 14	-32	2 1/2" x 12 UNF	2" x 11	2" x 11 1/2

METRIC	THREAD	METRIC	THREAD	METRIC	THREAD	METRIC	THREAD
-21	8 x 1.00	-M121	12 x 1.00	-M16	16 x 1.50	-M26	26 x 1.50
-22	8 x 1.25	-M122	12 x 1.25	-M18	18 x 1.50	-M30	30 x 1.50
-31	10 x 1.00	-M12	12 x 1.50	-M20	20 x 1.50		
-32	10 x 1.25	-M142	14 x 1.25	-M22	22 x 1.50		
-35	10 x 1.50	-M14	14 x 1.50	-M24	24 x 1.50		

## Parts Index

Part No.	Pg	Part No.	Pg	Part No.	Pg	Part No.	Pg	Part No.	Pg	Part No.	Pg
185001	65	236-0108	43	305-04-32	61	307-03-M121	61	4091-04	10	4441-10	10
185002	65	236-0108BK	44	305-04-35	61	313-03	63	4091-06	10	4445-04	11
185003	65	236-0110	43	305-04-M12	61	313-04	63	4091-08	10	4445-06	11
185004	65	236-0110BK	44	305-04-M121	61	313-06	63	4091-08-08DFL	12	4445-08	11
185005	65	236-0112	43	305-04-M122	61	313-08	63	4091-10	10	4445-10	11
185006	65	236-0112BK	44	305-04-M14	61	313-10	63	4091-10-10DFL	12	4445-12	11
101073-04	74	236-0116	43	305-06-31	61	314-31	63	4091-12	10	4446-04	11
101073-06	74	236-12006	43	305-06-M12	61	314-M12	63	4091-12-12DFL	12	4446-06	11
101073-08	74	236-12008	43	305-06-M121	61	314-M122	63	4091-16	10	4446-08	11
101073-10	74	236-12010	43	305-06-M122	61	314-M14	63	4091-16-16DFL	12	4446-10	11
101073-12	74	236-12012	43	305-06-M14	61	314-M16	63	4120-04	10	4446-12	11
101073-16	74	236-12016	43	305-06-M16	61	318-31	70	4120-06	10	4446-16	11
101073-20	74	236-15006	43	305-08-31	61	318-M121	70	4120-08	10	445-31	28
10100-03	66	236-15008	43	305-08-M12	61	319-31	65	4120-08-08DFL	12	445-32	28
10100-04	66	236-15010	43	305-08-M14	61	321-03	29	4120-10	10	44514	71
1012-03	36	236-15012	43	305-08-M16	61	321-04	29	4120-10-10DFL	12	44515	71
1012-04	36	236-15016	43	305-10-M18	61	321SM	29	4120-12	10	44516	71
10120-03	66	236-18006	43	306-02-31	62	323-03	29	4120-12-12DFL	12	44517	71
10125-03	66	236-18008	43	306-02-32	62	323-04	29	4120-16	10	44518	71
10125-04	66	236-18010	43	306-03-21	62	331-03	29	4120-16-16DFL	12	44519	71
1013-03	36	236-18012	43	306-03-22	62	332-03	29	4150-04	10	44520	71
10716-03	66	236-18016	43	306-03-31	62	332-04	29	4150-06	10	44518HD	71
10716-04	66	236-3106	43	306-03-31S	62	336-4506	43	4150-08	10	446-03-M121	28
10720-03	66	236-3108	43	306-03-32	62	336-4508	43	4150-08-08DFL	12	446-04-M121	28
10720-04	66	236-3110	43	306-03-35	62	336-4510	43	4150-10	10	446-31	28
10916-03	66	236-3112	43	306-03-M12	62	336-4512	43	4150-10-10DFL	12	446-31EXP	28
1205-02	29	236-3116	43	306-03-M121	62	336-9006	43	4150-12	10	446-32	28
1205-03	29	236-4506	43	306-03-M16	62	336-9008	43	4150-12-12DFL	12	446EXP	28
1205-04	29	236-4506BK	44	306-04-31	62	336-9010	43	4150-16	10	448-31	28
1205-06	39	236-4508	43	306-04-32	62	336-9012	43	4150-16-16DFL	12	4490-04	11
1205-08	39	236-4508BK	44	306-04-M12	62	4001-04	10	4180-04	10	4490-06	11
1206-02	29	236-4510	43	306-04-M121	62	4001-06	10	4180-06	10	4490-08	11
1206-03	29	236-4510BK	44	306-04-M14	62	4001-08	10	4180-08	10	4490-10	11
1206-04	29	236-4512	43	306-04-M16	62	4001-08-08DFL	12	4180-10	10	4490-12	11
1206-06	39	236-4512BK	44	306-04-M18	62	4001-10	10	4180-12	10	4491-04	11
1206-08	39	236-4516	43	306-06-31	62	4001-10-10DFL	12	4180-16	10	4491-06	11
1209-04	54	236-6106	43	306-06-32	62	4001-12	10	440-03	27	4491-08	11
1209-06	54	236-6108	43	306-06-M12	62	4001-12-12DFL	12	441-03	27	4491-10	11
1210-04	54	236-6110	43	306-06-M121	62	4001-16	10	441-04	27	4491-12	11
1210-06	54	236-6112	43	306-06-M14	62	4001-16-16DFL	12	44120-04	11	4491-16	11
145-31	63	236-6116	43	306-06-M16	62	4001-20	10	44120-06	11	451-31	28
200-04	42	236-9006	43	306-06-M18	62	4045-04	10	44120-08	11	451-32	28
200-05	42	236-9006BK	44	306-06-M20	62	4045-06	10	44120-10	11	452-31	28
200-06	42	236-9008	43	306-06-M22	62	4045-08	10	44120-12	11	452-32	28
200-08	42	236-9008BK	44	306-08-M12	62	4045-10	10	44150-04	11	492-31	28
200-10	42	236-9010	43	306-08-M14	62	4045-12	10	44150-06	11	5070-03	30
200-12	42	236-9010BK	44	306-08-M16	62	4046-04	10	44150-08	11	5091-02-03	29
200-16	42	236-9012	43	306-08-M18	62	4046-06	10	44150-10	11	5091-03	29
202-04	45	236-9012BK	44	306-08-M20	62	4046-08	10	44150-12	11	5091-03-04	29
202-05	45	236-9016	43	306-08-M22	62	4046-08-08DFL	12	44180-04	11	5091-04	29
202-06	45	2776-06-M122D	44	306-10-M14	62	4046-10	10	44180-06	11	5091-04-03	29
210-04	42	2776-06-M12D	44	306-10-M16	62	4046-10-10DFL	12	44180-08	11	5091-04-M12	29
210-06	42	2776-1106	44	306-10-M18	62	4046-12	10	44180-10	11	5091-06	39
210-08	42	2776-2106	44	306-10-M20	62	4046-12-12DFL	12	44180-12	11	5091-08	39
210-10	42	2776-3106	44	306-10-M22	62	4046-16	10	442-31	28	5092-02	29
210-12	42	2776-3106	44	306-10-M24	62	4046-16-16DFL	12	442-31L	28	5092-02-03	29
210-16	42	2K8686	70	306-10-M26	62	40776-04-M10	10	442-32	28	5092-03	29
2203-03	65	305-03-21	61	306-12-M18	62	40776-06-M12	10	443-03	27	5092-03-02	29
2204-03	65	305-03-31	61	306-12-M20	62	40776-06-M14	10	443-03BN	27	5092-03-04	29
2204-31	65	305-03-32	61	306-12-M22	62	4090-04	10	443-04	27	5092-03-M12	29
2205-31	65	305-03-M12	61	306-12-M24	62	4090-06	10	444-31	28	5092-04-M12	29
2206-31	65	305-03-M121	61	306-16-M26	62	4090-08	10	4441-04	10	5093-02	29
236-0106	43	305-03-M122	61	306-16-M30	62	4090-10	10	4441-06	10	5093-02-03	29
236-0106BK	44	305-04-31	61	307-03-31	61	4090-12	10	4441-08	10	5093-03	29



## Parts Index

Part No.	Pg	Part No.	Pg	Part No.	Pg	Part No.	Pg	Part No.	Pg	Part No.	Pg
5093-03-04	29	536-15012	49	6045-02	27	711-18010	13	742-08-M20	63	776-06-M14	64
5093-03-M12	29	536-15012BK	50	6045-02-03	27	711-18012	13	746-03	27	776-06-M16	64
5093-03-M12	34	536-18004	49	6045-03	27	711-18016	13	748-03	27	776-08-M14	64
5093-04-03	29	536-18006	49	6045-04	27	711-3006	13	748-03PDS	27	776-08-M16	64
5094-02-03	30	536-18006BK	50	6045-06	39	711-3008	13	749-03-31	28	776-08-M18	64
5094-03	30	536-18008	49	6045-08	39	711-3010	13	749-03-32	28	776-10-M18	64
5095-03	30	536-18008BK	50	6046-03	27	711-3012	13	750-03-31	28	776-10-M20	64
5095-03-04	30	536-18010	49	6046-04	27	711-3016	13	750-03-32	28	779-03	64
5096-03	30	536-18010BK	50	6046-06	39	711-4506	13	750-03-35	28	779-06-04	64
5097-02	30	536-18012	49	6046-08	39	711-4508	13	754-03-31	28	7791-	14
5097-03	30	536-18012BK	50	6090-02	27	711-4510	13	755-03-31	28	7791-06	14
5098-03	30	536-4504	49	6090-02-03	27	711-4512	13	756-03	27	7791-08	14
5099-03	30	536-4506	49	6090-03	27	711-4606	13	756-03-31	28	7791-10	14
5099-03-04	30	536-4506BK	50	6090-04	27	711-4608	13	757-03-31	28	7791-12	14
5099S-03	30	536-4508	49	6090-06	39	711-4610	13	758-03-03	27	7791-16	14
511-06	7	536-4508BK	50	6090-08	39	711-4612	13	758-03-31	28	804-03C	56
511-08	7	536-4510	49	6091-03	27	711-4616	13	758-03-31F	28	811-0104	15
511-10	7	536-4510BK	50	6091-04	27	711-6006	13	758-03-31S	28	811-0106	15
511-12	7	536-4512	49	6091-06	39	711-6008	13	758-03-32	28	811-0106-08DFL	16
511-16	7	536-4512BK	50	6091-08	39	711-6010	13	759-03-03	27	811-0108	15
5130-03	30	536-9004	49	6120-06	39	711-6012	13	759-03-31	28	811-0108DFL	16
5131-03	30	536-9006	49	6120-08	39	711-6016	13	759-03-31S	28	811-0110	15
5132-03	30	536-9006BK	50	6645-02	27	711-9006	13	759-03-32	28	811-0110DFL	16
5134-03	29	536-9008	49	6645-02-03	27	711-9008	13	763-03-03	62	811-0112	15
5134-03	30	536-9008BK	50	6645-03	27	711-9010	13	763-03-04	62	811-0112DFL	16
5135-02	30	536-9010	49	6645-04	27	711-9012	13	763-04-04	62	811-0116	15
5135-03	30	536-9010BK	50	6690-02	27	711-9106	13	763-04-06	62	811-0116DFL	16
5136-03	30	536-9012	49	6690-02-03	27	711-9108	13	763-06-06	62	811-04	6
5140-03	30	536-9012BK	50	6690-03	27	711-9110	13	763-06-08	62	811-06	6
536-04	48	544-03-03	63	6690-04	27	711-9112	13	763-08-06	62	811-08	6
536-06	48	544-03-04	63	6690-31	27	711-9116	13	763-08-08	62	811-10	6
536-08	48	544-04-03	63	700K-03BK	26	741-03-03	62	763-08-10	62	811-12	6
536-10	48	544-04-04	63	700K-04BK	26	741-03-04	62	763-10-08	62	811-12004	15
536-12	48	600-02	26	704-03	27	741-03-05	62	773-03	36	811-12006	15
536-04B	48	600-03	26	704-04	27	741-03-06	62	773-03BN	37	811-12006-08DFL	16
536-06B	48	600-03 VB	26	710-04	9	741-04-03	62	773-03L	36	811-12008	15
536-08B	48	600-03BK	26	710-06	9	741-04-04	62	773-44	36	811-12008DFL	16
536-10B	48	600-03CB	26	710-08	9	741-04-06	62	773-44L	36	811-12010	15
536-12B	48	600-03CL	26	710-10	9	741-04-08	62	7746-06	14	811-12010DFL	16
536-0104	49	600-03EB	26	710-12	9	741-04-10	62	7746-08	14	811-12012	15
536-0106	49	600-03GD	26	710-16	9	741-06-04	62	7746-10	14	811-12012DFL	16
536-0106BK	50	600-03GW	26	710-20	9	741-06-06	62	7746-12	14	811-12016	15
536-0108	49	600-03LG	26	711-0106	13	741-06-08	62	7746-16	14	811-12016DFL	16
536-0108BK	50	600-03OR	26	711-0108	13	741-06-10	62	775-02	36	811-15004	15
536-0110	49	600-03RD	26	711-0110	13	741-08-06	62	775-03	36	811-15006	15
536-0110BK	50	600-03WT	26	711-0112	13	741-08-08	62	775-03	64	811-15006-08DFL	16
536-0112	49	600-03YE	26	711-0116	13	741-08-10	62	775-03-02	36	811-15008	15
536-0112BK	50	600-04	26	711-06	7	741-08-12	62	775-03L	36	811-15008DFL	16
536-12004	49	600-04	38	711-08	7	741-10-10	62	775-04	36	811-15010	15
536-12006	49	600-04HP	39	711-10	7	741-10-12	62	775-04	64	811-15010DFL	16
536-12006BK	50	600-05	38	711-12	7	741-12-10	62	775-04L	36	811-15012	15
536-12008	49	600-05CB	38	711-12006	13	741-12-12	62	775-06	64	811-15012DFL	16
536-12008BK	50	600-05CL	38	711-12008	13	741-16-12	62	775-44	36	811-15016	15
536-12010	49	600-06	38	711-12010	13	742-03-31	63	775-44	64	811-15016DFL	16
536-12010BK	50	600-06HP	39	711-12012	13	742-03-M121	63	775BN	37	811-16	6
536-12012	49	600-08	38	711-12016	13	742-03-M122	63	776-03	64	811-18004	15
536-12012BK	50	600-08HP	39	711-15006	13	742-03-M14	63	776-03-04	64	811-18006	15
536-15004	49	6001-02	27	711-15008	13	742-04-31	63	776-04	64	811-18008	15
536-15006	49	6001-03	27	711-15010	13	742-04-M12	63	776-04-03	64	811-18010	15
536-15006BK	50	6001-04	27	711-15012	13	742-04-M121	63	776-04-M12	64	811-18012	15
536-15008	49	6001-06	39	711-15016	13	742-04-M14	63	776-04-M14	64	811-18016	15
536-15008BK	50	6001-08	39	711-16	7	742-08-M14	63	776-06	64	811-4504	15
536-15010	49	6001-31_VW	28	711-18006	13	742-08-M16	63	776-06-04	64	811-4506	15
536-15010BK	50	6001-32_VW	28	711-18008	13	742-08-M18	63	776-06-M12	64	811-4506-08DFL	16

Parts Index

Part No.	Pg	Part No.	Pg	Part No.	Pg	Part No.	Pg	Part No.	Pg	Part No.	Pg
811-4508	15	936-12DB	45	AN814-06	56	AN822-08	60	AN837-16	57	AN920-04	66
811-4508DFL	16	936-12DCH	45	AN814-06S	56	AN822-08-08	60	AN840-04	65	AN920-06	66
811-4510	15	936-12DR	45	AN814-08	56	AN822-08-12	60	AN840-06	65	AN920-06-10	66
811-4510DFL	16	936-16DB	45	AN814-10	56	AN822-10	60	AN840-08	65	AN920-08	66
811-4512	15	936-16DCH	45	AN815-02	56	AN822-12	60	AN840-10	65	AN920-08-10	66
811-4512DFL	16	936-16DR	45	AN815-03	56	AN822-12-08	60	AN840-12	65	AN920-10	66
811-4516	15	945-03-31	62	AN815-03V	56	AN822-12-16	60	AN842-04	65	AN920-10-08	66
811-4516DFL	16	945-03-32	62	AN815-04	56	AN822-16	60	AN842-06	65	AN920-10-12	66
811-9004	15	945-03-M121	62	AN815-06	56	AN823-03	60	AN842-08	65	AN920-12	66
811-9006	15	992-02-21	36	AN815-08	56	AN823-04	60	AN842-10	65	AN920-12-10	66
811-9006-08DFL	16	992-02-22	36	AN815-10	56	AN823-06	60	AN844-04	65	AN921-06	66
811-9008	15	992-03-21	36	AN815-12	56	AN823-06-02	60	AN844-06	65	AN921-08	66
811-9008DFL	16	992-03-22	36	AN815-16	56	AN823-06-06	60	AN844-08	65	AN921-10	66
811-9010	15	992-03-31	36	AN816-03	60	AN823-08-08	60	AN844-10	65	AN921-12	66
811-9010DFL	16	992-03-31L	36	AN816-03-04	60	AN823-08	60	AN871-04	57	AN922-06	66
811-9012	15	992-03-31S	36	AN816-04-04	60	AN823-10	60	AN871-06	57	AN922-08	66
811-9012DFL	16	992-03-32L	36	AN816-04D	60	AN823-10-06	60	AN871-08	57	AN924-02	57
811-9016	15	992-03-35	36	AN816-06	60	AN823-16	60	AN871-10	57	AN924-03	57
811-9016DFL	16	992-03-35L	36	AN816-06-02	60	AN824-03	57	AN871-12	57	AN924-04	57
812-4506	15	992-04-32	36	AN816-06-06	60	AN824-04	57	AN910-01	60	AN924-06	57
812-4508	15	992-04-32	64	AN816-06-08	60	AN824-06	57	AN910-02	60	AN924-08	57
812-4510	15	992-04-M12	36	AN816-07	60	AN824-06-06-08	58	AN910-03	60	AN924-10	57
812-4512	15	992-04-M12	64	AN816-08	60	AN824-08	57	AN910-04	60	AN924-12	57
812-9006	15	992-04-M121	36	AN816-08-08	60	AN824-10	57	AN910-06	60	AN924-16	57
812-9008	15	992-04-M121	64	AN816-08-12	60	AN824-12	57	AN910-08	60	AN929-02	57
812-9010	15	992-04-M121S	36	AN816-10	60	AN824-16	57	AN911-01	61	AN929-03	57
812-9012	15	992-04-M121S	64	AN816-10-06	60	AN825-03	60	AN911-02	61	AN929-04	57
818-31	52	992-04-M121SS	36	AN816-10-12	60	AN825-04	60	AN911-03	61	AN929-05	57
825-06	8	992-04-M122	36	AN816-12	60	AN825-06	60	AN911-04	61	AN929-06	57
825-08	8	992-04-M122	64	AN816-12-08	60	AN825-08	60	AN912-01	61	AN929-08	57
825-10	8	992-06-M12	64	AN816-12-16	60	AN825-10	60	AN912-02	61	AN929-10	57
825-12	8	992-06-M14	64	AN816-16	60	AN825-12	60	AN912-03	61	AN929-12	57
910-04	6	992-06-M142	64	AN816-16-12	60	AN826-03	60	AN912-06	61	AN929-16	57
910-06	6	992-06-M16	64	AN818-03	52	AN826-04	60	AN912-07	61	AN929-20	57
910-06FC	9	992-08-M16	64	AN818-03	56	AN826-06	60	AN912-08	61	AN932-01	61
910-06FCCL	9	992-08-M18	64	AN818-04	56	AN826-08	60	AN912-12	61	AN932-02	61
910-08	6	992-31BN	37	AN818-06	56	AN826-10	60	AN913-02	61	AN932-03	61
910-10	6	992-31BNS	37	AN818-08	56	AN826-12	60	AN913-03	61	AN932-04	61
910-12	6	992-32BN	37	AN818-10	56	AN827-04	57	AN914-01	61	AN932-05	61
910-16	6	993-03-31	36	AN818-12	56	AN827-06	57	AN914-02	61	AN932-06	61
910-20	6	993-03-31L	36	AN818-16	56	AN832-03	57	AN914-03	61	AN932-08	61
919-04-03	58	993-03-31S	36	AN819-03	52	AN832-04	57	AN914-04	61	AN938-04	57
919-04-44	58	993-03-32	36	AN819-03	56	AN832-06	57	AN915-01	61	AN938-06	57
919-06-03	58	993-04-32	36	AN819-04	56	AN832-08	57	AN916-01	61	AN938-08	57
919-06-04	58	993-31BN	37	AN819-06	56	AN832-10	57	AN916-02	61	AN938-10	57
919-08-06	58	993-31BNS	37	AN819-08	56	AN832-12	57	AN917-01	61	AN938-12	57
919-10-06	58	993-32BN	37	AN819-10	56	AN832-16	57	AN917-02	61	AN950-04-03	58
919-10-08	58	AN804-03	56	AN819-12	56	AN833-03	57	AN917-03	61	AN950-06-03	58
919-12-10	58	AN804-04	56	AN819-16	56	AN833-03	57	AN917-04	61	AN950-06-04	58
924-03	70	AN804-06	56	AN821-03	56	AN833-06	57	AN919-0	58	AN950-08-04	58
924-04	70	AN804-08	56	AN821-04	56	AN833-08	57	AN919-01	58	AN950-08-06	58
926-06	70	AN806-02	56	AN821-06	56	AN833-10	57	AN919-02	58	AN950-10-06	58
936-04DB	45	AN806-03	56	AN821-08	56	AN833-12	57	AN919-03	58	AN950-10-08	58
936-04DCH	45	AN806-04	56	AN821-10	56	AN833-16	57	AN919-06	58	AN950-12-08	58
936-04DR	45	AN806-05	56	AN821-12	56	AN834-03	57	AN919-07	58	AN950-12-10	58
936-06DB	45	AN806-06	56	AN821-16	56	AN834-04	57	AN919-10	58	AN950-16-12	58
936-06DCH	45	AN806-08	56	AN822-03	60	AN834-06	57	AN919-12	58	AN950-20-16	58
936-06DR	45	AN806-10	56	AN822-04	60	AN834-08	57	AN919-14	58	AN951-03-04	58
936-08DB	45	AN806-12	56	AN822-04-04	60	AN837-03	57	AN919-15	58	AN951-04-06	58
936-08DCH	45	AN806-16	56	AN822-06	60	AN837-04	57	AN919-18	58	AN951-06-08	58
936-08DR	45	AN814-03	56	AN822-06-02	60	AN837-06	57	AN919-19	58	AN951-08-10	58
936-10DB	45	AN814-03S	56	AN822-06-06	60	AN837-08	57	AN919-20	58	AN951-10-12	58
936-10DCH	45	AN814-04	56	AN822-06-08	60	AN837-10	57	AN919-22	58	AN951-12-16	58
936-10DR	45	AN814-04S	56	AN822-07	60	AN837-12	57	AN919-23	58	AN971-03	57

## Parts Index

Part No.	Pg	Part No.	Pg	Part No.	Pg	Part No.	Pg	Part No.	Pg	Part No.	Pg
AN971-04	57	CPL-06	59	DR-25-1/2	69	GR30P	74	N8426	52	S441-03	31
AN971-06	57	CPL-08	59	DR-25-1/4	69	GR30H	74	N8462	52	S442-31	32
AN971-08	57	CPL-10	59	DR-25-3/4	69	GQD03BP03EA	18	OR-XX	22	S442-31L	32
AN971-10	57	CPL-12	59	DR-25-3/8	69	GQD03BP03F	18	OR6290-03	68	S443-03	31
AN971-12	57	CPL-16	59	DW-09	71	GQD03BP04EA	18	OR6290-04	68	S445-0131	32
AN971-16	57	CPL-81610	59	DW-10	71	GQD03BP04F	18	OR6290-06	68	S445-0132	32
AN971-20	57	CPL-8164	59	DW-11	71	GQD03BS03EA	18	OR6290-08	68	S445-2031	32
AW760-04	70	CPL-8166	59	DW-20A	71	GQD03BS03F	18	OR6290-10	68	S445-31	32
AW760-06	70	CPL-81662	59	DW-21B	71	GQD03BS04EA	18	OR6290-12	68	S445-4531	32
AW760-08	70	CPL-81666	59	DW-23C	71	GQD03BS04F	18	PHS-03CL	69	S445-9031	32
AW760-10	70	CPL-823-03	59	DW-24CC	71	GQD05BP04BEA	18	PHS-03CL-CF	69	S445-9032	32
AW760-12	70	CPL-823-04	59	DW-25D	71	GQD05BP04F	18	PHS-03DB	69	S446-31	32
AW760-16	70	CPL-823-06	59	DW-26E	71	GQD05BP06F	18	PHS-03DB-CF	69	S446EXP	32
AW760-SET	70	CPL-823-08	59	DW-27F	71	GQD05BS04EA	18	PHS-03DR	69	S448-31	32
BL775-03	36	CPL-823-10	59	DW-30H	71	GQD05BS04F	18	PHS-03DR-CF	69	S449-03	31
BL775-03S	36	CPL-823-12	59	FB186	64	GQD05BS06F	18	PHS-06DB	69	S451-31	32
BL775-44	36	CPL-824-03	59	FB206	64	GQD08BP06F	18	PHS-06DR	69	S452-31	32
BL992-31	36	CPL-824-04	59	FCV-04	23	GQD08BP08F	18	PHS-08DB	69	S492-31	32
BL992-31S	36	CPL-824-06	59	FCV-06	23	GQD08BS06F	18	PHS-08DR	69	S5070-03	34
BL992-32	36	CPL-824-08	59	FCV-08	23	GQD08BS08F	18	PLCC-03	68	S5091-02-03	34
BL993-31	36	CPL-824-10	59	FCV-10	23	GQD08PP06F	19	PLCC-04	68	S5091-03	34
BL993-31S	36	CPL-824-12	59	FF572-04	23	GQD08PP08F	19	PLCC-05	68	S5091-03-04	34
BL993-32	36	CPL-826-03	59	FF572-06	23	GQD08PS06F	19	PLCC-06	68	S5091-03S	34
BLT-301NY	35	CPL-826-04	59	FF572-08	23	GQD08PS06LF	19	PLCC-08	68	S5091-04	40
BLT-302/312	35	CPL-826-06	59	FF572-10	23	GQD08PS08LF	19	PLCC-10	68	S5091-04_MP	34
BLT-302NY	35	CPL-826-08	59	FG900-03S	70	GQD14PP12F	19	PLCC-12	68	S5091-04-03	34
BLT-311NY	35	CPL-826-10	59	FG900-06S	70	GQD14PS12F	19	PLCC-16	68	S5091-04-M12_MP	34
BLT-312NY	35	CPL-826-12	59	FG900-08S	70	GQDJAC06DF	20	PLCC-20	68	S5091-06-M12	40
BN-CAP	37	CPL-9004	59	FG900-12S	70	GQDJAC06DM	20	PLCC-24	68	S5092-03	34
BN506	37	CPL-9006	59	FG900-16S	70	HL591-06D	54	RC110-04	11	S5092-03-02	34
BN506PSB	37	CPL-9008	59	FG900-20S	70	HL811-06D	53	RC110-06	11	S5092-03-04	34
BN506PSB-HD	37	CPL-9010	59	FM10100-03	66	HL814-06D	53	RC110-08	11	S5092-03-M12	34
BN507	37	CPL-9012	59	FM10100-031	66	HL821-0406D	53	RC110-10	11	S5092-04-03	34
BN507PSB	37	CPL-903	59	FM10100-04	66	HL821-04D	53	RC110-12	11	S5092-05-M10CSW	40
BN508	37	CPL-904	59	FM10125-03	66	HL821-06D	53	RC110-16	11	S5092-05-M12CSW	40
BN508PSB	37	CPL-906	59	FM10324-03	66	HL822-06D	53	RC110-20	11	S5093-02-03	34
BN510	37	CPL-908	59	FM10716-03	66	HL823-0406D	53	RC600-03CTUV	31	S5093-03	34
BN510PSB	37	CPL-910	59	FM10716-04	66	HL823-04D	53	RC600-03TUV	31	S5093-03-04	34
BN512PSB	37	CPL-9104	59	FP190	66	HL823-06D	53	RC600-04CHP	40	S5093L-03	34
BN561PSB	37	CPL-9106	59	FP191	66	HL824-06D	54	RC600-04CMP	40	S5093-03-M12	34
BN704	37	CPL-9108	59	FP192	65	HL831-0406D	53	RC600-05CMP	40	S5093R-03	34
BN704PSB	37	CPL-9110	59	FP193	65	HL831-06D	53	RC600-06CHP	40	S5094-03	34
BTL-300	35	CPL-9112	59	FP194	65	HL836-03C	52	RC600-06CMP	40	S5094L-03	34
BTL-303	35	CPL-9116	59	FP195	65	HL836-04D	53	RC600-08CHP	40	S5094R-03	34
BTL-304	35	CPL-912	59	FP196	65	HL836-06D	53	RC600-08CMP	40	S5095-03	34
BTL-305	35	CUW-M12	71	FP197	65	HL837-06D	53	RCC711-06	14	S5097-03	34
BTL-306	35	CUW-M14	71	FP199	65	HL841-06D	53	RCC711-08	14	S5098-03	34
BTL-307	35	CUW-M16	71	FRP-2BK	69	HL843-06D	53	RCC711-10	14	S5099-03	34
BTL-308	35	CUW-M18	71	FRP-3BK	69	HL854-06D	54	RCC711-12	14	S5099-03-04	34
BTL-310	35	CW901-04	71	G105-31A	38	HP-03BK	70	RCC711-16	14	S5099S-03	34
BTL-313	35	CW901-06	71	G105-31B	38	HS760-03	69	RCC910-04	11	S5099S-03-M6	34
BTL-314	35	CW901-08	71	G105A	38	HS760-06	69	RCC910-06	11	S5099SL-03	34
BTL-315	35	CW901-10	71	G105A-44	38	HS760-10	69	RCC910-08	11	S5099SL2-03	34
BTL-316	35	CW901-12	71	G1067A	38	LWD594	68	RCC910-10	11	S5099SR-03	34
BTL-317	35	CW901-M12	71	G106A	38	LWD595	68	RCC910-12	11	S5132-02-03	34
BTL-318	35	CW901-M14	71	G114	38	LWD596	68	RCC910-16	11	S5132-03-03	34
BTL-322	35	CW901-M16	71	G115	38	LWD597	68	ROV-06-FIA	23	S5135-03	34
CAB1215	64	CW901-M18	71	G116H	38	LWD598	68	ROV-10-FIA	23	S5135-03S	34
CAB206	64	D100-711-06	74	GA-3	64	N1401	52	S321-03	33	S5136-03	34
CAB208	64	D100-711-08	74	GM100	74	N1406	52	S321SM	33	S5137-03	34
CAB246	64	D100-711-10	74	GM100MTB	74	N1460	52	S323-03	33	S5139-03S	34
CAB5820	64	D100-711-12	74	GM102	74	N8401	52	S332	33	S6001-02	31
CPL-03	59	D100-711-16	74	GM104	74	N8402	52	S332-03	33	S6001-02-03	31
CPL-04	59	DR-25-1	69	GP101	74	N8412	52	S440-03	31	S6001-03	31

## Parts Index

<b>Part No.</b>	<b>Pg</b>	<b>Part No.</b>	<b>Pg</b>
S6001-04	40	S770-03	33
S6001-04-MP	31	S771-03	33
S6001-06	40	S772-03	33
S6001-08	40	S816-03	33
S6001-31_AU	32	S816-03-04	33
S6001-31_LR	32	SP-202	38
S6001-31_MN	32	SP-203	38
S6001-31_PR	32	SP-225	38
S6001-31_VW	32	SP823	74
S6001-31_VWG5	32	SS902-03	71
S6001-31_VWG7	32	SS902-04	71
S6045-02	31	SS902-05	71
S6045-02-03	31	SS902-06	71
S6045-03	31	SS902-07	71
S6045-03-04	31	SS902-08	71
S6045-04-MP	31	SS902-09	71
S6046-03	31	SS902-10	71
S6046-04	40	SS902-12	71
S6046-04-MP	31	SS902-14	71
S6046-06	40	TF-TU25-04	49
S6046-08	40	TF-TU25-06	49
S6090-02	31	TF-TU25-08	49
S6090-02-03	31	TF-TU25-10	49
S6090-03	31	TP598	68
S6090-03-02	31	W903-08D	22
S6090-04-MP	31	W903-10D	22
S6090-31	32	W903-12D	22
S6090M-31	32	W903-16D	22
S6091-02-03	31	W903-20D	22
S6091-03	31	W903-24D	22
S6091-03-04	31	W903-28D	22
S6091-04	40	W903-32D	22
S6091-04-MP	31	W903-40D	22
S6091-06	40	W903-48D	22
S6091-08	40	W991-08DE	22
S6120-04	40	W991-10DE	22
S6150-04	40	W991-12DE	22
S6180-04	40	W991-16DE	22
S747-03	31	W991-20DE	22
S747-44	31	W991-24DE	22
S748-03	31	W991-28DE	22
S748-03PDS	31	W991-32DE	22
S749-03-31	32	W991-40DE	22
S749-03-32	32	W991-48DE	22
S750-03-31	32		
S754-03-31	33		
S755-03-31	33		
S756-03	31		
S757-03-31	33		
S757-03-31_DS	33		
S757-03-31_E	33		
S758-03-31	33		
S758-03-31F	33		
S758-03-31S	33		
S759-03-31	33		
S759-03-31_BKT	33		
S759-03-31F	33		
S759-03-31FB	33		
S759-03-31S	33		
S759-03-32	33		
S759-03-M121	33		
S760-03-31	33		
S762-03-31	33		
S762-03-31S	33		